

# GCSE Spanish

## Speaking Booklet



Name	
Class	
Teacher	

AQA- Higher

Trinity High School & Sixth Form Centre

## Key Information

These are the recommended lengths for each part of the speaking test:

	Preparation Time	Speaking Test
Part 1: Role-play	Between 1 and 1.5 minutes	Between 1 and 1.5 minutes
Part 2: Reading aloud task	Between 2 and 2.5 minutes	Between 3 and 3.5 minutes
Part 3: Photo card task	Between 4 and 5 minutes in total (approximately one minute for description of the photos and between 3 and 4 minutes for the unprepared conversation)	Between 6 and 7 minutes in total (approximately one and a half minutes for description of the photos and between 4.5 and 5.5 minutes for the unprepared conversation)
Total	7 to 9 minutes	10 to 12 minutes

Prep Time: 15 minutes (You can use your notes made during the prep time)

1. Role-play: When you see this- ? – you will have to ask a question.
2. Reading aloud task: After reading aloud the assigned text, you will then be asked 4 questions in French that relate to the assigned topic. In order to score the highest marks, you must try to answer all 4 questions as fully as you can.
3. Photo card task: Your teacher will ask you to talk about the content of the two assigned photos. You must say at least one thing about each photo. After you have spoken about the content of the photos, your teacher will then ask you questions related to any of the topics within the assigned theme.

## Script for Recording

Teacher Introduction:

- Specification: AQA GCSE Spanish Paper 2 Speaking Examination
  - Centre number
  - Candidate number
  - Candidate name
  - Role-play #, Reading aloud task #, photo card #
  - Tier
  - Date
- Teacher: Primero, el juego de roles, 'Read introductory text'...
- Teacher: Ahora, 'lee el texto'... (ask the 4 questions without any changes)
- Teacher: Ahora, 'háblame de las fotos'... Part 1: Photo description only-F:1 min / H:1 1/2 mins), Part 2: Unprepared conversation within the assigned theme (this can include any or all of the prescribed topics)
- Teacher: Es terminado, gracias.

END OF RECORDING

# LA FONÉTICA DEL ESPAÑOL



animal



zumo



huevo



elefante



cepillo



lluvia

idea



zapato



ay - ey -  
oy - uy

ola



ca - co - cu

hay

rey

soy

muy



uvas



casa

comida

cuenta

cc

acceder



caballo



ga - gue - gui -

go

gato

guerra

guitarra

gorilla

cu

auto



vaca



güe - güi

cigüeña

pingüino




cielo



arena



ratón



ge - gi - je - ji -

jo - ju - ja

genio

gigante

jefe

jirafa

trabajo

juez

jardín



delicioso



perro



uo

dúo



coche



trabajo

eu

Europa



querer  
queso



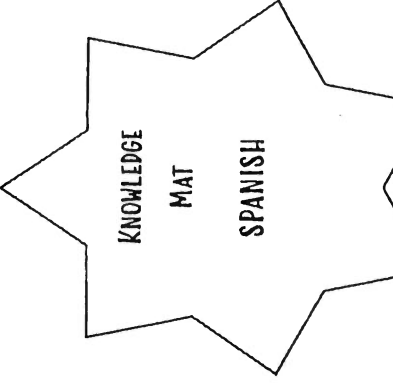
juez

jardín



nino



<p><b>Top 5 Opinion Phrases</b></p> <p>Me gusta – I like  No me gusta – I don't like  Me encanta – I love  Odio – I hate  Prefiero – I prefer</p>	<p><b>Top 5 connectives</b></p> <p>y - and  pero - but  sin embargo - however  por lo tanto - therefore  así que - so</p>	<p><b>Top 10 adjectives</b></p> <div style="display: flex; justify-content: space-between;"> <div style="width: 45%;"> <p>😊</p> <p>bueno - good  interesante - interesting  emocionante - exciting  genial - great  divertido - fun  caro - expensive  fácil - easy  útil - useful  delicioso - delicious  de moda - smart/fashionable  cómodo - comfortable</p> </div> <div style="width: 45%;"> <p>☹️</p> <p>malo - bad  aburrido - boring  malísimo - rubbish  terrible - awful  barato - cheap  difícil - difficult  inútil - useless  asqueroso - disgusting  feo - ugly  incómodo - uncomfortable</p> </div> </div>	<p><b>Top 5 Quantifiers</b></p> <p>un poco – a bit  bastante - quite  muy - very  de verdad - really  demasiado – too (much)</p>
<p><b>Top 10 Frequency Phrases</b></p> <p>siempre - always  todo el tiempo – all the time  todos los días - everyday  cada mañana / tarde - each morning/evening  a menudo - often  a veces - sometimes  de vez en cuando – now and then  una vez a la semana – once a week  raramente - rarely  nunca - never</p>	<p><b>Expressing Quantities</b></p> <p>Demasiado/a (s) – too much  Mucho/a(s) - lots of  lleno de – full of  más de – many / more of  varios/as - several  menos de – less of</p>	<p><b>Top 5 Little Words</b></p> <p>si - if  o - or  también – also/too  es - is  son - are</p> <div style="text-align: center;">  </div>	<p><b>Top 5 Opinion Sentence Starters</b></p> <p>Según yo – according to me  En mi opinión – in my opinion  Pienso que – I think that  Creo que – I believe that  Lo encuentro.. – I find it..</p>
<p><b>Top 5 Sequencing Words</b></p> <p>Primero - firstly  Después – after that  luego - then  entonces - then  al fin - finally</p>	<p><b>Because x 5</b></p> <p>porque  dado que  ya que  puesto que  visto que</p>	<p><b>Expressing Desire</b></p> <p>Me gustaría – I would like  Quisiera – I would like</p>	<p><b>Subordinate Clauses</b></p> <p>Que se llama – who is called  Que se llaman – who are called  Lo que más me gusta es...-  what I like the most is...  lo que menos me gusta es... – what I like the least is</p> <p><b>Modal Verbs</b></p> <p>Tienes que – you must  puedes – you can  hay que – you must  In order to...  para + infinitive</p>

Tenses

	INFINITIVE	PAST (Perfect Tense)	PRESENT	FUTURE (Simple Future)
1.	comprar – to buy	compré	compro	voy a comprar
2.	ir – to go	fui	voy	voy a ir
3.	tener – to have	tuve	tengo	voy a tener
4.	beber – to drink	bebí	bebo	voy a beber
5.	escuchar – to listen	escuché	escucho	voy a escuchar
6.	ser - to be	fui	soy	voy a ser
7.	estudiar – to study	estudié	estudio	voy a estudiar
8.	hacer – to do	hice	hago	voy a hacer
9.	jugar– to play	jugué	juego	voy a jugar
10.	leer – to read	leí	leo	voy a leer
11.	comer – to eat	comí	como	voy a comer
12.	nadar – to swim	nadé	nado	voy a nadar
13.	hablar – to speak	hablé	hablo	voy a hablar
14.	mirar – to watch	miré	miro	voy a mirar
15.	quedarse – to stay	me quedé	me quedo	voy a quedarme
16.	salir – to go out	salí	salgo	voy a salir
17.	trabajar -to work	trabajé	trabajo	voy a trabajar
18.	utilizar – to use	utilicé	utilizo	voy a utilizar
19.	visitar – to visit	visité	visito	voy a visitar
20.	viajar– to travel	viajé	viajo	voy a viajar

it was      it's      it will be

**fue es será**

there was      there is/are      there will be

**había hay habrá**

Time Phrases

	Time Phrases	Weather
ayer - yesterday antes - before la semana pasada – last week el mes pasado – last month el año pasado – last year	hoy - today ahora - now esta semana – this week este mes – this month este año – this year	mañana – tomorrow luego - after la semana que viene – next week el mes próximo – next month el año próximo - next year en el futuro – in the future
hizo sol – it was sunny nevó – it was snowing llovió – it was raining	hace sol – it's sunny nieva – it's snowing llueve– it's raining	hará sol – it will be sunny nevará – it will snow lloverá – it will rain

# Juego de roles

## QUESTION WORDS

**QUIÉN** WHO  
**CUÁNDO** WHEN  
**DÓNDE** WHERE  
**QUÉ** WHAT  
**POR QUÉ** WHY  
**CUÁL/ES** WHICH (F-M/N)  
**CÓMO\*** HOW  
**CUÁNTO/A/S** HOW MUCH/MANY

\* **CÓMO** in Spanish is often used as **WHAT** in English: **Cómo te llamas?** – What is your name?

## KEY DIRECTIONS

**Dame** give  
**di hola** say hello  
**agradece** thank  
**Contesta** reply  
**pregunta** ask  
**(para el precio)** (for the price)  
**Elige** choose  
**Escucha** listen  
**Di(me) ...** tell (me)  
**explica ...** explain  
**píde...** order  
**ofrece (de pagar)** offer (to pay)  
**derecha (right), izquierda (left), todo recto (straight on)**

## KEY QUESTIONS

**¿Algo más?** anything else?  
**¿Qué quieres?** what would you like?  
**¿Qué quiere?** –“- (polite)?  
**¿Tiene/s?** do you have ..? (pol./imp)  
**Puedo...** can I...?  
**Puede** can you...? (pol.)  
**Puedes** can you....?  
**Sabe si...** do you know if...?(pol.)  
**Sabes si..** do you know if...?  
**Tengo que...** do I have to...?  
**¿Cuánto cuesta?** How much is it?  
**¿Dónde está...?** where is...?  
**¿Hay...?** is/are there...?  
**¿es posible ...?** Can you...?  
**¿a qué hora es...?** at what time is...?  
**¿Qué tipo de ...?** what type of...?

**Un folleto sobre** (a leaflet on), **monedas** (change), **una habitación** (a room), **el horario** (timetables), **el precio de** (price of), **un billete** (a ticket)  
**ir (go), reservar** (book), **cancelar** (cancel), **pedir** (order)  
**darme** (give me ...), **decirme** (tell me), **reembolsarme** (refund me...), **ayudarme** (help me)  
**el aparcamiento** (car park), **la piscina** (pool), **el restaurante**  
**un aparcamiento** (car park), **una piscina** (pool), **un restaurante**  
**quedarse** (stay), **salir** (leave/depart), **pagar** (pay), **volver** (return), **reservar** (book), **ver** (see), **reservar una mesa**(book a table)

## KEY STATEMENTS

**me gustaría...** I'd like  
**quisiera ...** I'd like  
**he olvidado** I've forgotten  
**he perdido** I've lost  
**estoy perdido .** I'm lost  
**quiero dos por favor** I want 2 of them  
**estoy buscando...** I'm looking for...  
**déme** pls give me...

**tener** (have), **pagar** (pay), **pedir** (order) ,  
**beber** (drink), **comprar** (buy), **salir** (leave),  
**saber** (know), **estar** (stay), **ir** (go)  
**Un billete para** (a ticket for), **una coca** (a coke), **información sobre** (info on/about)

**NICITIES**  
**¡HOLA! ¡BUENOS DÍAS!**  
**SEÑOR /A**  
**MUCHAS GRACIAS**  
 thank you  
**POR FAVOR** please  
**ADIOS! ¡HASTA LUEGO!**  
 see you soon  
**DE NADA** you're welcome

**Una habitación** (para una/dos persona/s) **con ducha** (shower), **con vistas al..** (with a view of.. ), **una bebida** – drink – **una coca**, **una clara** (shandy), **un café**, **un té**, **un vino**, **agua del grifo** (tap water), **un billete de ida** (a single ), **un billete de ida y vuelta** (return), **para mañana** (for tomorrow), **para hoy** (today)

# Chatty mat: GCSE Photo cards

## Remember PALMS:

People - Action - Location - Mood - Season

### To start off:

En la imagen... In the image  
 En la foto ... In the photo  
 Hay... There is/ are  
 Veo... I see  
 Se puede ver... You can see  
 La foto muestra... The photo shows...

### Be specific!

En primer plano... In the foreground  
 Al fondo.. In the background  
 A la izquierda.. to the left  
 A la derecha.. to the right  
 Cerca de.. close to  
 Delante de.. In front of

### Weather

Hace sol it's sunny  
 Hace buen tiempo it's nice weather  
 Hace mal tiempo It's bad weather  
 Está lloviendo it's raining  
 Está nublado it's cloudy

### What's there?

Un hombre/una mujer a man/woman  
 Unas personas some people  
 Mucha gente lots of people  
 Unos edificios some buildings  
 Unos árboles some trees  
 Una escena de... a scene of

### Describing people

Parece(n)... he/she/they seem(s)  
 Contento/a(s) happy  
 Triste(s) sad  
 Cansado/a(s) tired  
 Enfadado/a(s) angry

### What are they doing?

Está(n) hablando They are talking  
 Está(n) discutiendo They are arguing  
 Está(n) sonriendo They are smiling  
 Está(n) riendo They are laughing  
 Está(n) trabajando They are working  
 Está(n) jugando They are playing

### Opinion phrases

Creo que... I think that  
 Pienso que... I think that...  
 Imagino que... I imagine that...  
 Supongo que... I presume that...  
 Diría que... I would say that  
 Me parece que It seems to me that..  
 Me recuerda a... It reminds me of...

### Do you like it?

(No) Me gusta la foto → porque/ya que/dado que es (it is...)  
 I (don't )like the photo → because está llena de... (it is full of)

→ e.g. bonita (pretty)  
 → e.g. color (colour)

**ROLE-PLAY 11 (HIGHER TIER)****CANDIDATE'S ROLE****Instructions to candidates**

You are talking to your Spanish friend.

Your teacher will play the part of your friend and will speak first.

You should address your friend as *tú*.

When you see this - ? – you will have to ask a question.

**In order to score full marks, you must include at least one verb in your response to each task.**

- 1 Say what there is for young people where you live. (Give **two** details.)
- 2 Say what the weather is like in your region. (Give **two** details.)
- ? 3 Ask your friend a question about where they live.
- 4 Say what you are going to do in your region next week. (Give **two** details.)
- 5 Say what you do to protect the environment. (Give **one** detail.)

<b>ROLE-PLAY 12 (HIGHER TIER)</b>
<b>CANDIDATE'S ROLE</b>

**Instructions to candidates**

You are talking to your Chilean friend.

Your teacher will play the part of your friend and will speak first.

You should address your friend as *tú*.

When you see this - ? – you will have to ask a question.

**In order to score full marks, you must include at least one verb in your response to each task.**

- 1 Say what subject you prefer and why. (Give one subject and one reason.)
- 2 Say what you usually do in your Spanish class. (Give two details.)
- 3 Say why exams are important. (Give one reason.)
- 4 Say what you did at lunch time last week. (Give two details.)
- ? 5 Ask your friend a question about school.

**ROLE-PLAY 13 (HIGHER TIER)****CANDIDATE'S ROLE****Instructions to candidates**

You are talking to your Cuban friend.

Your teacher will play the part of your friend and will speak first.

You should address your friend as *tú*.

When you see this - ? – you will have to ask a question.

**In order to score full marks, you must include at least one verb in your response to each task.**

- 1** Say what you do to relax. (Give **two** details.)
- 2** Say how often you do physical exercise. (Give **one** detail.)
- 3** Say what you did last week to stay healthy. (Give **two** details.)
- 4** Say what is your opinion of fast food and why. (Give **one** opinion and **one** reason.)
- ? 5** Ask your friend a question about food.

**ROLE-PLAY 14 (HIGHER TIER)****CANDIDATE'S ROLE****Instructions to candidates**

You are talking to your Spanish friend.

Your teacher will play the part of your friend and will speak first.

You should address your friend as *tú*.

When you see this - ? – you will have to ask a question.

**In order to score full marks, you must include at least one verb in your response to each task.**

- 1** Say what you did last week with your friends. (Give two details.)
- 2** Say who your best friend is and why. (Say **who** and give **one** reason).
- 3** Say what your favourite celebration is and why. (Give **one** celebration and **one** reason.)
- 4** Give **one** opinion about Spanish festivals.
- ? 5** Ask your friend a question about celebrations.

<b>ROLE-PLAY 15 (HIGHER TIER)</b>
<b>CANDIDATE'S ROLE</b>

**Instructions to candidates**

You are talking to your Argentinian friend.

Your teacher will play the part of your friend and will speak first.

You should address your friend as *tú*.

When you see this - ? – you will have to ask a question.

**In order to score full marks, you must include at least one verb in your response to each task.**

- 1 Say what you did in the school holidays last summer. (Give two details.)
- 2 Give two advantages of spending the school holidays in your country.
- 3 Say one place that you most want to visit.
- ? 4 Ask your friend a question about free time.
- 5 Say what you do in the school holidays when the weather is bad. (Give two details.)

**ROLE-PLAY 16 (HIGHER TIER)****CANDIDATE'S ROLE****Instructions to candidates**

You are talking to your Colombian friend.

Your teacher will play the part of your friend and will speak first.

You should address your friend as *tú*.

When you see this - ? – you will have to ask a question.

**In order to score full marks, you must include at least one verb in your response to each task.**

- 1** Say what you used technology for last week. (Give two details.)
- 2** Say what you think of shopping online and why. (Give one opinion and one reason).
- 3** Give two disadvantages of the internet.
- 4** Say what you think about using mobiles in school. (Give one opinion.)
- ? 5** Ask your friend a question about social media.

**ROLE-PLAY 17 (HIGHER TIER)****CANDIDATE'S ROLE****Instructions to candidates**

You are talking to your Spanish friend.

Your teacher will play the part of your friend and will speak first.

You should address your friend as *tú*.

When you see this - ? – you will have to ask a question.

**In order to score full marks, you must include at least one verb in your response to each task.**

- 1** Say what you used social media for last week. (Give **two** details.)
- 2** Say what your favourite famous person looks like. (Give **two** details.)
- 3** Say what your favourite famous person does. (Give **one** detail.)
- 4** Give **two** advantages of being famous.
- ? 5** Ask your friend a question about a famous person.

**ROLE-PLAY 18 (HIGHER TIER)****CANDIDATE'S ROLE****Instructions to candidates**

You are talking to your Spanish friend.

Your teacher will play the part of your friend and will speak first.

You should address your friend as *tú*.

When you see this - ? – you will have to ask a question.

**In order to score full marks, you must include at least one verb in your response to each task.**

- 1** Say what you like about your best friend. (Give **two** details.)
- 2** Say what you talk about with your friends. (Give **two** details.)
- 3** Say what you are going to do with your friends next week. (Give **two** details.)
- 4** Say when you prefer to see your friends. (Give **one** detail.)
- ? 5** Ask your friend a question about hobbies.

---

**HIGHER TIER****CANDIDATE'S CARD****Reading aloud Task 10**

When your teacher asks you, read aloud the following text **in Spanish**.

Esta mañana llegué al colegio a las nueve y diez porque me levanté tarde.

La primera clase era educación física.

Afortunadamente mi profesora fue muy simpática conmigo.

Entonces fui a la clase de español donde solo hay quince alumnos.

Hablamos mucho y nos divertimos.

Me gustaría trabajar en otro país.

You will then be asked four questions **in Spanish** that relate to the topic of **Education and work**.

In order to score the highest marks, you must try to **answer all four questions as fully as you can**.

---

**HIGHER TIER****TEACHER'S ROLE****Reading aloud Task 10**

This part of the test is recommended to last between **three and three and a half minutes**. This includes the reading aloud of the text and the four questions below.

After the role play is finished, ask the candidate to read the text, by saying *Lee el texto*.

Allow the candidate to read aloud the text and then ask the following four questions. You must ask the candidate these questions as they are printed here **without any changes**.

- ¿Cuál es tu opinión sobre tu colegio?
- Describe una mañana típica en el colegio.
- ¿Cómo es tu profesor favorito o tu profesora favorita?
- ¿Qué trabajo quieres hacer en el futuro?

---

**HIGHER TIER****CANDIDATE'S CARD****Reading aloud Task 11**

When your teacher asks you, read aloud the following text in **Spanish**.

En los medios de comunicación vemos mucho sobre los famosos.

Su comportamiento puede ser malo.

Había un artículo sobre un cantante que robó un coche.

Lo vendió en línea al día siguiente.

También he visto buenas noticias.

Una actriz francesa dio millones a niños pobres que viven en la calle.

You will then be asked four questions in **Spanish** that relate to the topic of **Celebrity culture**.

In order to score the highest marks, you must try to **answer all four questions as fully as you can**.

---

**HIGHER TIER****TEACHER'S ROLE****Reading aloud Task 11**

This part of the test is recommended to last between **three and three and a half minutes**. This includes the reading aloud of the text and the four questions below.

After the role play is finished, ask the candidate to read the text, by saying *Lee el texto*.

Allow the candidate to read aloud the text and then ask the following four questions. You must ask the candidate these questions as they are printed here **without any changes**.

- Describe físicamente a tu persona famosa favorita.
- ¿Cuáles son las ventajas de ser famoso?
- Háblame de una película que te gusta.
- ¿Cuál es tu opinión sobre los programas de telerrealidad?

---

**HIGHER TIER****CANDIDATE'S CARD****Reading aloud Task 12**

When your teacher asks you, read aloud the following text in **Spanish**.

Prefiero mi móvil a mi portátil.

Aunque la pantalla es pequeña, es más útil cuando estoy fuera.

Hay algunas desventajas de la tecnología.

Ayer, quería enviar un mensaje, pero no recordaba la contraseña.

Sin embargo, no podría existir sin las redes sociales.

Sería muy aburrido no saber cuántos seguidores tengo.

You will then be asked four questions in **Spanish** that relate to the topic of **Media and technology**.

In order to score the highest marks, you must try to **answer all four questions as fully as you can**.

---

**HIGHER TIER****TEACHER'S ROLE****Reading aloud Task 12**

This part of the test is recommended to last between **three and three and a half minutes**. This includes the reading aloud of the text and the four questions below.

After the role play is finished, ask the candidate to read the text, by saying *Lee el texto*.

Allow the candidate to read aloud the text and then ask the following four questions. You must ask the candidate these questions as they are printed here **without any changes**.

- ¿Qué haces normalmente en tu móvil?
- En tu opinión, ¿cuáles son las desventajas de la tecnología?
- ¿Por qué son populares las redes sociales?
- ¿Qué piensas de las reglas sobre los móviles en tu colegio?

---

**HIGHER TIER****CANDIDATE'S CARD****Reading aloud Task 13**

When your teacher asks you, read aloud the following text in **Spanish**.

Mucha gente viaja a otras partes del mundo.

Se pueden ver culturas nuevas.

Normalmente mi primo se queda en su país en verano cuando no está en el colegio.

Tiene bicicleta y la usa para ir de excursión.

Lo malo es el clima.

Las temperaturas son bajas y llueve mucho.

You will then be asked four questions in **Spanish** that relate to the topic of **Travel and tourism**, including places of interest.

In order to score the highest marks, you must try to **answer all four questions as fully as you can**.

---

**HIGHER TIER****TEACHER'S ROLE****Reading aloud Task 13**

This part of the test is recommended to last between **three and three and a half minutes**. This includes the reading aloud of the text and the four questions below.

After the role play is finished, ask the candidate to read the text, by saying *Lee el texto*.

Allow the candidate to read aloud the text and then ask the following four questions. You must ask the candidate these questions as they are printed here **without any changes**.

- ¿Qué sitio quieres visitar?
- ¿Qué tipo de transporte público prefieres?
- ¿Cuál es tu opinión sobre montar en bicicleta?
- ¿Qué haces normalmente en verano, cuando no estás en el colegio?

---

**HIGHER TIER****CANDIDATE'S CARD****Reading aloud Task 14**

When your teacher asks you, read aloud the following text in Spanish.

Ayer vi una película de ciencia ficción con mi hermana y me encantó.

El pequeño cine estaba lleno de gente.

El protagonista fue uno de mis actores favoritos.

Otra actriz era guapa, pero la mujer actuó bastante mal.

Desapareció después de quince minutos.

Actualmente estoy leyendo una novela romántica en inglés.

You will then be asked four questions in Spanish that relate to the topic of **Free-time activities**.

In order to score the highest marks, you must try to **answer all four questions as fully as you can**.

---

**HIGHER TIER****TEACHER'S ROLE****Reading aloud Task 14**

This part of the test is recommended to last between **three and three and a half minutes**. This includes the reading aloud of the text and the four questions below.

After the role play is finished, ask the candidate to read the text, by saying *Lee el texto*.

Allow the candidate to read aloud the text and then ask the following four questions. You must ask the candidate these questions as they are printed here **without any changes**.

- ¿Cuál es tu opinión sobre las películas de ciencia ficción?
- Háblame de un actor o una actriz que te gusta.
- ¿Qué piensas de leer novelas?
- ¿Qué haces cuando sales con tus amigos?

---

**HIGHER TIER****CANDIDATE'S CARD****Reading aloud Task 15**

When your teacher asks you, read aloud the following text in **Spanish**.

Actualmente recibimos información sobre las opciones que hay en la vida.

Los expertos dicen que varias cosas tienen importancia.

Incluyen el sueño, una dieta equilibrada y el ejercicio.

Mi madre duerme ocho horas y come fruta, por ejemplo manzanas.

Además, va al gimnasio durante la semana.

Hay mucha gente allí.

You will then be asked four questions in **Spanish** that relate to the topic of **Healthy living and lifestyle**.

In order to score the highest marks, you must try to **answer all four questions as fully as you can**.

---

**HIGHER TIER****TEACHER'S ROLE****Reading aloud Task 15**

This part of the test is recommended to last between **three and three and a half minutes**. This includes the reading aloud of the text and the four questions below.

After the role play is finished, ask the candidate to read the text, by saying *Lee el texto*.

Allow the candidate to read aloud the text and then ask the following four questions. You must ask the candidate these questions as they are printed here **without any changes**.

- ¿Qué haces para tener una vida sana?
- ¿Cuál es tu opinión sobre la comida basura?
- ¿Cuáles son las ventajas de hacer deporte?
- ¿Qué piensas de fumar?

---

**HIGHER TIER****CANDIDATE'S CARD****Reading aloud Task 16**

When your teacher asks you, read aloud the following text in **Spanish**.

Nací en España, pero mis padres son cubanos.

Mi mejor amiga es argentina.

Trabajamos en la misma oficina y a veces me molesta.

Llevo diez meses viviendo con ella en un piso pequeño.

Voy a comprar una casa cuando tenga suficiente dinero.

Quisiera vivir en el sur en la costa.

You will then be asked four questions in **Spanish** that relate to the topic of **Identity and relationships with others**.

In order to score the highest marks, you must try to **answer all four questions as fully as you can**.

---

**HIGHER TIER****TEACHER'S ROLE****Reading aloud Task 16**

This part of the test is recommended to last between **three and three and a half minutes**. This includes the reading aloud of the text and the four questions below.

After the role play is finished, ask the candidate to read the text, by saying *Lee el texto*.

Allow the candidate to read aloud the text and then ask the following four questions. You must ask the candidate these questions as they are printed here **without any changes**.

- ¿Cómo es la personalidad del amigo o de la amiga ideal?
- Describe físicamente a tu mejor amigo o amiga.
- ¿Qué haces en casa con tus amigos?
- ¿Qué haces cuando sales con los amigos?

---

**HIGHER TIER****CANDIDATE'S CARD****Reading aloud Task 17**

When your teacher asks you, read aloud the following text in Spanish.

España tiene mucha historia y un montón de tradiciones.

Una vez vi una fiesta con personas vestidas con trajes bonitos.

Hay otras fiestas con música y fuegos artificiales.

Una celebración conocida es la Nochevieja.

A las doce la gente se abraza.

Hay celebraciones que también existen en otros países europeos.

You will then be asked four questions in Spanish that relate to the topic of **Customs, festivals and celebrations**.

In order to score the highest marks, you must try to **answer all four questions as fully as you can**.

---

**HIGHER TIER****TEACHER'S ROLE****Reading aloud Task 17**

This part of the test is recommended to last between **three and three and a half minutes**. This includes the reading aloud of the text and the four questions below.

After the role play is finished, ask the candidate to read the text, by saying *Lee el texto*.

Allow the candidate to read aloud the text and then ask the following four questions. You must ask the candidate these questions as they are printed here **without any changes**.

- ¿Qué haces para la Nochevieja, la noche del 31 de diciembre?
- ¿Cuál es tu opinión sobre las fiestas españolas?
- ¿Qué piensas de los fuegos artificiales?
- ¿Qué haces normalmente el día de tu cumpleaños?

---

**HIGHER TIER****CANDIDATE'S CARD****Reading aloud Task 18**

When your teacher asks you, read aloud the following text in Spanish.

Me encanta mi ciudad porque tiene muchos edificios grandes.

Las calles están muy limpias.

Hay una plaza enorme en el centro.

La gente que vive aquí es simpática y casi nunca se pelea.

Acaban de construir un aeropuerto pequeño en el oeste de la región.

Esto ha afectado al paisaje.

You will then be asked four questions **In Spanish** that relate to the topic of **The environment and where people live**.

In order to score the highest marks, you must try to **answer all four questions as fully as you can**.

---

## HIGHER TIER

### TEACHER'S ROLE

#### Reading aloud Task 18

This part of the test is recommended to last between **three and three and a half minutes**. This includes the reading aloud of the text and the four questions below.

After the role play is finished, ask the candidate to read the text, by saying *Lee el texto*.

Allow the candidate to read aloud the text and then ask the following four questions. You must ask the candidate these questions as they are printed here **without any changes**.

- ¿Qué problemas hay con el medio ambiente donde vives?
- ¿Qué instalaciones necesitas en tu región?
- ¿Qué piensas de vivir en otro país?
- Describe tu casa perfecta.

---

**HIGHER TIER****Card J Candidate's Photo card**

- During your preparation time, look at the two photos. You may make as many notes as you wish on an Additional Answer Sheet and use these notes during the test.
- Your teacher will ask you to talk about the content of these photos. The recommended time is approximately **one and a half minutes**. You must say at least one thing about each photo.
- After you have spoken about the content of the photos, your teacher will then ask you questions related to **any** of the topics within the theme of **Communication and the world around us**.

Photo 1



Photo 2



---

**HIGHER TIER****Card K Candidate's Photo card**

- During your preparation time, look at the two photos. You may make as many notes as you wish on an Additional Answer Sheet and use these notes during the test.
- Your teacher will ask you to talk about the content of these photos. The recommended time is approximately **one and a half minutes**. You must say at least one thing about each photo.
- After you have spoken about the content of the photos, your teacher will then ask you questions related to **any** of the topics within the theme of **Communication and the world around us**.

Photo 1



Photo 2



---

**HIGHER TIER****Card L Candidate's Photo card**

- During your preparation time, look at the two photos. You may make as many notes as you wish on an Additional Answer Sheet and use these notes during the test.
- Your teacher will ask you to talk about the content of these photos. The recommended time is approximately **one and a half minutes**. You must say **at least one thing about each photo**.
- After you have spoken about the content of the photos, your teacher will then ask you questions related to **any** of the topics within the theme of **People and lifestyle**.

Photo 1



Photo 2



---

**HIGHER TIER****Card M Candidate's Photo card**

- During your preparation time, look at the two photos. You may make as many notes as you wish on an Additional Answer Sheet and use these notes during the test.
- Your teacher will ask you to talk about the content of these photos. The recommended time is approximately **one and a half minutes**. You must say at least one thing about each photo.
- After you have spoken about the content of the photos, your teacher will then ask you questions related to **any** of the topics within the theme of **Popular culture**.

Photo 1



Photo 2



---


**HIGHER TIER****Card N Candidate's Photo card**

- During your preparation time, look at the two photos. You may make as many notes as you wish on an Additional Answer Sheet and use these notes during the test.
- Your teacher will ask you to talk about the content of these photos. The recommended time is approximately **one and a half minutes**. You must say at least one thing about each photo.
- After you have spoken about the content of the photos, your teacher will then ask you questions related to **any** of the topics within the theme of **People and lifestyle**.

Photo 1



Photo 2



---

**HIGHER TIER****Card O Candidate's Photo card**

- During your preparation time, look at the two photos. You may make as many notes as you wish on an Additional Answer Sheet and use these notes during the test.
- Your teacher will ask you to talk about the content of these photos. The recommended time is approximately **one and a half minutes**. You must say at least **one thing** about each photo.
- After you have spoken about the content of the photos, your teacher will then ask you questions related to **any** of the topics within the theme of **Popular culture**.

Photo 1



Photo 2



---

**HIGHER TIER****Card P Candidate's Photo card**

- During your preparation time, look at the two photos. You may make as many notes as you wish on an Additional Answer Sheet and use these notes during the test.
- Your teacher will ask you to talk about the content of these photos. The recommended time is approximately **one and a half minutes**. **You must say at least one thing about each photo.**
- After you have spoken about the content of the photos, your teacher will then ask you questions related to **any** of the topics within the theme of **Communication and the world around us**.

Photo 1





Photo 2



---

**HIGHER TIER****Card Q Candidate's Photo card**

- During your preparation time, look at the two photos. You may make as many notes as you wish on an Additional Answer Sheet and use these notes during the test.
- Your teacher will ask you to talk about the content of these photos. The recommended time is approximately **one and a half minutes**. You must say at least one thing about each photo.
- After you have spoken about the content of the photos, your teacher will then ask you questions related to **any** of the topics within the theme of **People and lifestyle**.

Photo 1



Photo 2



---

**HIGHER TIER****Card R Candidate's Photo card**

- During your preparation time, look at the two photos. You may make as many notes as you wish on an Additional Answer Sheet and use these notes during the test.
- Your teacher will ask you to talk about the content of these photos. The recommended time is approximately **one and a half minutes**. You must say at least one thing about each photo.
- After you have spoken about the content of the photos, your teacher will then ask you questions related to **any** of the topics within the theme of **Popular culture**.

Photo 1



Photo 2



## Theme 1: People and lifestyle

- Topic 1: Identity and relationships with others
- Topic 2: Healthy living and lifestyle
- Topic 3: Education and work

	Questions	Answers
1.		
2.		
3.		
4.		
5.		
6.		
7.		
8.		
9.		

## Theme 2: Popular culture

- Topic 1: Free-time activities
- Topic 2: Customs, festivals and celebrations
- Topic 3: Celebrity culture

	Questions	Answers
1)		
2)		
3)		
4)		
5)		
6)		
7)		
8)		
9)		

### Theme 3: Communication and the world around us

- Topic 1: Travel and tourism, including places of interest
- Topic 2: Media and technology
- Topic 3: The environment and where people live

	Questions	Answers
1)		
2)		
3)		
4)		
5)		
6)		
7)		
8)		
9)		

