

GCSE Spanish Speaking Booklet



Name	
Class	
Teacher	

Key Information

These are the recommended lengths for each part of the speaking test:

	Foundation tier	Higher tier
Part 1: Role-play	Between 1 and 1.5 minutes	Between 1 and 1.5 minutes
Part 2: Reading aloud task	Between 2 and 2.5 minutes	Between 3 and 3.5 minutes
Part 3: Photo card task	Between 4 and 5 minutes in total (approximately one minute for description of the photos and between 3 and 4 minutes for the unprepared conversation)	Between 6 and 7 minutes in total (approximately one and a half minutes for description of the photos and between 4.5 and 5.5 minutes for the unprepared conversation)
Total	7 to 9 minutes	10 to 12 minutes

Prep Time: 15 minutes (*You can use your notes made during the prep time*)

1. **Role-play:** When you see this- ? – you will have to ask a question.
2. **Reading aloud task:** After reading aloud the assigned text, you will then be asked 4 questions in French that relate to the assigned topic. In order to score the highest marks, you must try to **answer** all 4 questions as fully as you can.
3. **Photo card task:** Your teacher will ask you to talk about the content of the two assigned photos. **You must say at least one thing about each photo.** After you have spoken about the content of the photos, your teacher will then ask you questions related to **any** of the topics within the assigned theme.

Script for Recording

Teacher Introduction:

- Specification: AQA GCSE Spanish Paper 2 Speaking Examination
 - Centre number
 - Candidate number
 - Candidate name
 - Role-play #, Reading aloud task #, photo card #
 - Tier
 - Date
- Teacher: Primero, el juego de roles, 'Read introductory text'...
- Teacher: Ahora, 'lee el texto'... (**ask the 4 questions without any changes**)
- Teacher: Ahora, 'háblame de las fotos'... **Part 1: Photo description only**-F:1 min / H:1 1/2 mins), **Part 2: Unprepared conversation within the assigned theme** (this can include **any or all** of the prescribed topics)
- Teacher: Es terminado, gracias.

END OF RECORDING

LA FONÉTICA DEL ESPAÑOL



a
animal



z
zumo



h
huevo



e
elefante



ce - ci - za - zo
- zu



ll
lluvia



i
idea



cepillo
circo
zapato
zoo
zumbido



ay - ey -
oy - uy



o
ola



ca - co - cu



hay
rey
soy
muy



u
uvas



casa
comida
cuenta



cc
acceder



b - v
caballo
vaca



ga - gue - gui -
go



cu
auto



gato
guerra
guitarra
gorilla




r
arena



ie
cielo



r - rr
ratón
perro



güe - güi
cigüeña
pingüino



io
delicioso



ge - gi - je - ji -
jo - ju - ja



uo
dúo



ch
coche




genio
gigante
jefe



eu
Europa



q - que - qui
querer
queso




jirafa
trabajo
juez
jardín



ñ
niño

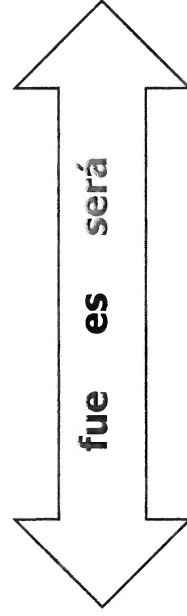


<p>Top 5 Opinion Phrases</p> <p>Me gusta – I like No me gusta – I don't like Me encanta– I love Odio – I hate Prefiero – I prefer</p>	<p>Top 5 connectives</p> <p>y - and pero - but sin embargo - however por lo tanto - therefore así que - so</p>	<p>Top 10 adjectives</p> <div style="display: flex; justify-content: space-between;"> <div style="width: 45%;"> <p>😊</p> <p>bueno - good interesante - interesting emocionante - exciting genial - great divertido - fun caro - expensive fácil - easy útil - useful delicioso - delicious de moda– smart/fashionable cómodo - comfortable</p> </div> <div style="width: 45%;"> <p>☹️</p> <p>malo - bad aburrido – boring malísimo - rubbish terrible - awful barato - cheap difícil - difficult inútil - useless asqueroso - disgusting feo - ugly incómodo - uncomfortable</p> </div> </div>	<p>Top 5 Quantifiers</p> <p>un poco – a bit bastante - quite muy - very de verdad - really demasiado – too (much)</p>
<p>Top 10 Frequency Phrases</p> <p>siempre - always todo el tiempo – all the time todos los días - everyday cada mañana / tarde - each morning/evening a menudo - often a veces - sometimes de vez en cuando – now and then una vez a la semana – once a week raramente - rarely nunca - never</p>	<p>Expressing Quantities</p> <p>Demasiado/a (s) – too much Mucho/a(s) - lots of lleno de – full of más de – many / more of varios/as - several menos de – less of</p>	<div style="text-align: center;">  <p>KNOWLEDGE MAT SPANISH</p> </div> <p>Top 5 Little Words</p> <p>si - if o - or también – also/too es - is son - are</p>	<p>Top 5 Opinion Sentence Starters</p> <p>Según yo – according to me En mi opinión – in my opinion Pienso que – I think that Creo que – I believe that Lo encuentro.. – I find it..</p>
<p>Top 5 Sequencing Words</p> <p>Primero - firstly Después – after that luego - then entonces - then al fin - finally</p>	<p>Because x 5</p> <p>porque dado que ya que puesto que visto que</p>	<p>Expressing Desire</p> <p>Me gustaría – I would like Quisiera – I would like</p>	<p>Subordinate Clauses</p> <p>Que se llama – who is called Que se llaman – who are called</p> <p>Lo que más me gusta es...- what I like the most is... lo que menos me gusta es... – what I like the least is</p> <p>Modal Verbs</p> <p>Tienes que – you must puedes – you can hay que – you must In order to... para + infinitive</p>

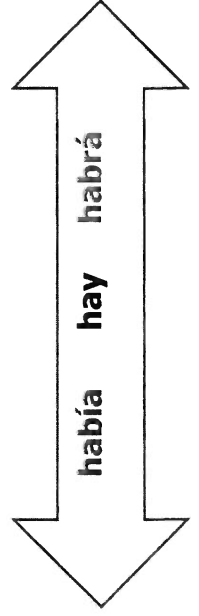
Tenses

	INFINITIVE	PAST (Perfect Tense)	PRESENT	FUTURE (Simple Future)
1.	comprar – to buy	compré	compro	voy a comprar
2.	ir – to go	fui	voy	voy a ir
3.	tener – to have	tuve	tengo	voy a tener
4.	beber – to drink	bebí	bebo	voy a beber
5.	escuchar – to listen	escuché	escucho	voy a escuchar
6.	ser - to be	fui	soy	voy a ser
7.	estudiar – to study	estudié	estudio	voy a estudiar
8.	hacer – to do	hice	hago	voy a hacer
9.	jugar– to play	jugué	juego	voy a jugar
10.	leer – to read	leí	leo	voy a leer
11.	comer – to eat	comí	como	voy a comer
12.	nadar – to swim	nadé	nado	voy a nadar
13.	hablar – to speak	hablé	hablo	voy a hablar
14.	mirar – to watch	miré	miro	voy a mirar
15.	quedarse – to stay	me quedé	me quedo	voy a quedarme
16.	salir – to go out	salí	salgo	voy a salir
17.	trabajar -to work	trabajé	trabajo	voy a trabajar
18.	utilizar – to use	utilicé	utilizo	voy a utilizar
19.	visitar – to visit	visité	visito	voy a visitar
20.	viajar– to travel	viajé	viajo	voy a viajar

it was it's it will be



there was there is/are there will be



Time Phrases

	Time Phrases	Weather
ayer - yesterday	hoy - today	mañana – tomorrow
antes - before	ahora - now	luego - after
la semana pasada – last week	esta semana – this week	la semana que viene – next week
el mes pasado – last month	este mes – this month	el mes próximo – next month
el año pasado – last year	este año – this year	el año próximo - next year
		en el futuro – in the future
hizo sol – it was sunny	hace sol – it's sunny	hará sol – it will be sunny
nevó – it was snowing	nieva – it's snowing	nevará – it will snow
llovió – it was raining	llueve– it's raining	lloverá – it will rain

Juego de roles

QUESTION WORDS

QUIÉN	WHO
CUÁNDO	WHEN
DÓNDE	WHERE
QUÉ	WHAT
POR QUÉ	WHY
CUÁL/ES	WHICH (F-M/N)
CÓMO*	HOW
CUÁNTO/A/S	HOW MUCH/MANY

* **CÓMO** in Spanish is often used as **WHAT** in English: **Cómo te llamas?** – **What** is your name?

KEY DIRECTIONS

Dame	give
di hola	say hello
agradece	thank
Contesta	reply
pregunta	ask
(para el precio)	(for the price)
Elige	choose
Escucha	listen
Dí(me) ...	tell (me)
explica ...	explain
pide...	order
ofrece (de pagar)	offer (to pay)
derecha (right), izquierda (left), todo recto (straight on)	

KEY QUESTIONS

¿Algo más?	anything else?
¿Qué quieres?	what would you like?
¿Qué quiere?	-"- (polite)?
¿Tiene/s?	do you have ...? (pol./imp)
Puedo...	can I...?
Puede	can you...? (pol.)
Puedes	can you...?
Sabe sí...	do you know if...? (pol.)
Sabes si..	do you know if...?
Tengo que...	do I have to..?
¿Cuánto cuesta?	How much is it?
¿Dónde está...?	where is...?
¿Hay...?	is/are there...?
¿es posible ...?	Can you...?
¿a qué hora es...?	at what time is...?
¿Qué tipo de ...?	what type of...?

KEY STATEMENTS

me gustaría...	I'd like
quisiera ...	I'd like
he olvidado	I've forgotten
he perdido	I've lost
estoy perdido .	I'm lost
quiero dos por favor	I want 2 of them
estoy buscando...	I'm looking for...
déme	pls give me...

Una habitación (para una/dos persona/s) con ducha (shower), con vistas al.. (with a view of..), una bebida – drink – una coca, una clara (shandy), un café, un té, un vino, agua del grifo (tap water), un billete de ida (a single), un billete de ida y vuelta (return), para mañana (for tomorrow), para hoy (today)

Un folleto sobre (a leaflet on), monedas (change), una habitación (a room), el horario (timetables), el precio de (price of), un billete (a ticket)
 ir (go), reservar (book), cancelar (cancel), pedir (order)
 darme (give me ...), decirme (tell me), reembolsarme (refund me...), ayudarme (help me)
 el aparcamiento (car park), la piscina (pool), el restaurante
 un aparcamiento (car park), una piscina (pool), un restaurante
 quedarse (stay), salir (leave/depart), pagar (pay), volver (return), reservar (book), ver (see), reservar una mesa(book a table)

tener (have), pagar

(pay), pedir (order) ,

beber (drink), comprar

(buy), salir (leave),

saber (know), estar

(stay), ir (go)

Un billete para (a ticket

for), una coca (a coke),

información sobre (info

on/about)

NICETIES

¡HOLA! ¡BUENOS DÍAS!

SEÑOR /A

MUCHAS GRACIAS

thank you

POR FAVOR please

ADIOS! ¡HASTA LUEGO!

see you soon

DE NADA you're welcome

Chatty mat: GCSE Photo cards

Remember PALMS:

People - Action – Location – Mood – Season

To start off:

En la imagen... In the image
 En la foto ... In the photo
 Hay... There is/ are
 Veo... I see
 Se puede ver... You can see
 La foto muestra... The photo shows...

Be specific!

En primer plano... In the foreground
 Al fondo.. In the background
 A la izquierda.. to the left
 A la derecha.. to the right
 Cerca de.. close to
 Delante de.. In front of

Weather

Hace sol it's sunny
 Hace buen tiempo it's nice weather
 Hace mal tiempo It's bad weather
 Está lloviendo it's raining
 Está nublado it's cloudy

What's there?

Un hombre/una mujer a man/woman
 Unas personas some people
 Mucha gente lots of people
 Unos edificios some buildings
 Unos árboles some trees
 Una escena de... a scene of

Describing people

Parece(n)... he/she/they seem(s)
 Contento/a(s) happy
 Triste(s) sad
 Cansado/a(s) tired
 Enfadado/a(s) angry

What are they doing?

Está(n) hablando They are talking
 Está(n) discutiendo They are arguing
 Está(n) sonriendo They are smiling
 Está(n) riendo They are laughing
 Está(n) trabajando They are working
 Está(n) jugando They are playing

Opinion phrases

Creo que... I think that
 Pienso que... I think that...
 Imagino que... I imagine that...
 Supongo que... I presume that...
 Diría que... I would say that
 Me parece que It seems to me that..
 Me recuerda a... It reminds me of...

Do you like it?

(No) Me gusta la foto
 I (don't)like the photo

→ porque/ya que/dado que
 because

→ es (it is...)
 está llena de... (it is full of)

→ e.g. bonita (pretty)
 e.g. color (colour)



Part 1 – Role-plays

ROLE-PLAY 1 (FOUNDATION TIER)
CANDIDATE'S ROLE

Instructions to candidates

You are talking to your Cuban friend.

Your teacher will play the part of your friend and will speak first.

You should address your friend as *tú*.

When you see this - ? – you will have to ask a question.

In order to score full marks, you must include a verb in your response to each task.

- 1** Say where you go with your friends. (Give **one** detail.)
- 2** Say what you think of swimming. (Give **one** opinion.)
- 3** Say what you do at home with friends. (Give **one** detail.)
- 4** Say when you play sport. (Give **one** detail.)
- ? 5** Ask your friend a question about free time.

ROLE-PLAY 2 (FOUNDATION TIER)**CANDIDATE'S ROLE****Instructions to candidates**

You are talking to your Spanish friend.

Your teacher will play the part of your friend and will speak first.

You should address your friend as *tú*.

When you see this - ? – you will have to ask a question.

In order to score full marks, you must include a verb in your response to each task.

- 1 Say what physical activity you do. (Give **one** detail.)
- ? 2 Ask your friend a question about food in Spain.
- 3 Give your opinion of vegetarian food. (Give **one** opinion.)
- 4 Say at what time you have breakfast. (Give **one** detail.)
- 5 Say what your favourite meal is. (Give **one** detail.)

ROLE-PLAY 3 (FOUNDATION TIER)**CANDIDATE'S ROLE****Instructions to candidates**

You are talking to your Mexican friend.

Your teacher will play the part of your friend and will speak first.

You should address your friend as *tú*.

When you see this - ? – you will have to ask a question.

In order to score full marks, you must include a verb in your response to each task.

- 1 Say when you go out with friends. (Give **one** detail.)
- 2 Describe your best friend. (Give **one** detail.)
- 3 Say where you go at the weekend. (Give **one** detail.)
- 4 Say what you like to wear. (Give **one** detail.)
- ? 5 Ask your friend a question about sport.

ROLE-PLAY 4 (FOUNDATION TIER)**CANDIDATE'S ROLE****Instructions to candidates**

You are talking to your Spanish friend.

Your teacher will play the part of your friend and will speak first.

You should address your friend as *tú*.

When you see this - ? – you will have to ask a question.

In order to score full marks, you must include a verb in your response to each task.

- 1** Say what you use technology for. (Give **one** detail.)
- 2** Say how much time each day you spend using technology. (Give **one** detail.)
- 3** Say where you use a computer. (Give **one** detail.)
- 4** Say why you like your favourite app. (Give **one** reason.)
- ? 5** Ask your friend a question about the internet.

ROLE-PLAY 5 (FOUNDATION TIER)**CANDIDATE'S ROLE****Instructions to candidates**

You are talking to your Spanish friend.

Your teacher will play the part of your friend and will speak first.

You should address your friend as *tú*.

When you see this - ? – you will have to ask a question.

In order to score full marks, you must include a verb in your response to each task.

- 1 Say when your birthday is. (Give **one** detail.)
- 2 Say **one** activity you do on your birthday.
- 3 Say what type of food you like. (Give **one** detail.)
- 4 Say what your favourite day of the week is.
- ? 5 Ask your friend a question about celebrations.

ROLE-PLAY 6 (FOUNDATION TIER)**CANDIDATE'S ROLE****Instructions to candidates**

You are talking to your Argentinian friend.

Your teacher will play the part of your friend and will speak first.

You should address your friend as *tú*.

When you see this - ? – you will have to ask a question.

In order to score full marks, you must include a verb in your response to each task.

- 1 Say when you go out with your friends. (Give **one** detail.)
- 2 Say what you do with your friends. (Give **one** detail.)
- 3 Give **one** opinion of going out with friends.
- 4 Say **one** thing about your best friend's personality.
- ? 5 Ask your friend a question about their free time.

ROLE-PLAY 7 (FOUNDATION TIER)**CANDIDATE'S ROLE****Instructions to candidates**

You are talking to your Chilean friend.

Your teacher will play the part of your friend and will speak first.

You should address your friend as *tú*.

When you see this - ? – you will have to ask a question.

In order to score full marks, you must include a verb in your response to each task.

- 1 Say what your favourite school subject is. (Give **one** subject.)
- 2 Say how many classes of English you have each week.
- 3 Describe your favourite teacher. (Give **one** detail.)
- ? 4 Ask your friend a question about school.
- 5 Say what you do during break. (Give **one** detail.)

ROLE-PLAY 8 (FOUNDATION TIER)**CANDIDATE'S ROLE****Instructions to candidates**

You are talking to your Colombian friend.

Your teacher will play the part of your friend and will speak first.

You should address your friend as *tú*.

When you see this - ? – you will have to ask a question.

In order to score full marks, you must include a verb in your response to each task.

- 1** Say what your favourite celebrity does. (Give **one** detail.)
- 2** Say what your favourite celebrity looks like. (Give **one** detail.)
- 3** Describe your favourite celebrity's personality. (Give **one** detail.)
- 4** Say what sort of music you like. (Give **one** detail.)
- ? 5** Ask your friend a question about music.

ROLE-PLAY 9 (FOUNDATION TIER)**CANDIDATE'S ROLE****Instructions to candidates**

You are talking to your Spanish friend.

Your teacher will play the part of your friend and will speak first.

You should address your friend as *tú*.

When you see this - ? – you will have to ask a question.

In order to score full marks, you must include a verb in your response to each task.

- 1 Describe your region. (Give **one** detail.)
- 2 Say what you think of your region. (Give **one** opinion.)
- 3 Say what the weather is like in your region. (Give **one** detail.)
- 4 Say what you do in your local area. (Give **one** detail.)
- ? 5 Ask your friend a question about where they live.

ROLE-PLAY 10 (HIGHER TIER)**CANDIDATE'S ROLE****Instructions to candidates**

You are talking to your Mexican friend.

Your teacher will play the part of your friend and will speak first.

You should address your friend as *tú*.

When you see this - ? – you will have to ask a question.

In order to score full marks, you must include at least one verb in your response to each task.

- 1** Say what you think about music and why. (Give **one** opinion and **one** reason.)
- 2** Say what you did in your free time last week. (Give **two** details.)
- 3** Give **one** disadvantage of going out a lot.
- 4** Say what you think about TV. (Give **two** details.)
- ? 5** Ask your friend a question about sport.

Part 2 – Reading aloud**FOUNDATION TIER****CANDIDATE'S CARD****Reading aloud Task 1**

When your teacher asks you, read aloud the following text **in Spanish**.

En nuestro colegio estudiamos mucho y normalmente me gusta.

Llego a las ocho y cuarto.

Tengo un amigo cubano que juega bien al fútbol.

Quiere ser camarero en un restaurante.

Allí venden hamburguesas muy baratas.

You will then be asked four questions **in Spanish** that relate to the topic of **Education and work**.

In order to score the highest marks, you must try to **answer all four questions as fully as you can**.

FOUNDATION TIER**TEACHER'S ROLE****Reading aloud Task 1**

This part of the test is recommended to last between **two and two and a half minutes**. This includes the reading aloud of the text and the four questions below.

After the role play is finished, ask the candidate to read the text, by saying *Lee el texto*.

Allow the candidate to read aloud the text and then ask the following four questions. You must ask the candidate these questions as they are printed here **without any changes**.

- Describe tu colegio.
- ¿Cuál es tu asignatura favorita?
- Háblame de tu uniforme.
- ¿Cuál es tu trabajo perfecto?

FOUNDATION TIER**CANDIDATE'S CARD****Reading aloud Task 2**

When your teacher asks you, read aloud the following text **in Spanish**.

Cada año hay muchas fiestas en España.

Una de las más conocidas son Las Fallas.

En diciembre tenemos la Navidad.

Mucha gente la celebra en familia.

Normalmente los jóvenes reciben regalos el Día de Reyes.

You will then be asked four questions **in Spanish** that relate to the topic of **Customs, festivals and celebrations**.

In order to score the highest marks, you must try to **answer all four questions as fully as you can**.

FOUNDATION TIER**TEACHER'S ROLE****Reading aloud Task 2**

This part of the test is recommended to last between **two and two and a half minutes**. This includes the reading aloud of the text and the four questions below.

After the role play is finished, ask the candidate to read the text, by saying *Lee el texto*.

Allow the candidate to read aloud the text and then ask the following four questions. You must ask the candidate these questions as they are printed here **without any changes**.

- ¿Cuál es tu opinión sobre las fiestas en tu país?
- ¿Qué haces durante las vacaciones de Navidad?
- ¿Cuándo es tu cumpleaños?
- ¿Dónde te gusta pasar tu cumpleaños?

FOUNDATION TIER**CANDIDATE'S CARD****Reading aloud Task 3**

When your teacher asks you, read aloud the following text **in Spanish**.

Mi amiga vive en un pueblo en el campo.

Le encanta estar al aire libre.

En el futuro quiere vivir en España.

En mi región hay ciudades bonitas.

Tienen edificios interesantes, como iglesias y mezquitas.

You will then be asked four questions **in Spanish** that relate to the topic of **The environment and where people live**.

In order to score the highest marks, you must try to **answer all four questions as fully as you can**.

FOUNDATION TIER**TEACHER'S ROLE****Reading aloud Task 3**

This part of the test is recommended to last between **two and two and a half minutes**. This includes the reading aloud of the text and the four questions below.

After the role play is finished, ask the candidate to read the text, by saying *Lee el texto*.

Allow the candidate to read aloud the text and then ask the following four questions. You must ask the candidate these questions as they are printed here **without any changes**.

- Describe tu pueblo favorito.
- ¿Qué no te gusta de tu región?
- ¿Qué haces en tu tiempo libre en tu pueblo o ciudad?
- ¿Cuál es tu opinión sobre vivir en España?

FOUNDATION TIER**CANDIDATE'S CARD****Reading aloud Task 4**

When your teacher asks you, read aloud the following text **in Spanish**.

La tecnología es importante para los jóvenes.

Mi hermano pasa mucho tiempo en su móvil.

Las redes sociales son útiles.

La televisión no es tan popular como en el pasado.

Mis amigos ven películas en casa.

You will then be asked four questions **in Spanish** that relate to the topic of **Media and technology**.

In order to score the highest marks, you must try to **answer all four questions as fully as you can**.

FOUNDATION TIER**TEACHER'S ROLE****Reading aloud Task 4**

This part of the test is recommended to last between **two and two and a half minutes**. This includes the reading aloud of the text and the four questions below.

After the role play is finished, ask the candidate to read the text, by saying *Lee el texto*.

Allow the candidate to read aloud the text and then ask the following four questions. You must ask the candidate these questions as they are printed here **without any changes**.

- ¿Para qué usas la tecnología?
- ¿Cuál es tu opinión sobre ver la televisión?
- Háblame de tu app preferida.
- ¿Qué es lo malo de las redes sociales?

FOUNDATION TIER**CANDIDATE'S CARD****Reading aloud Task 5**

When your teacher asks you, read aloud the following text **in Spanish**.

En España, hay muchos famosos.

A unas personas les gusta ver vídeos de música.

Otras son seguidoras de jugadores de baloncesto.

Vemos a gente famosa en anuncios en la televisión.

La mayoría gana mucho dinero.

You will then be asked four questions **in Spanish** that relate to the topic of **Celebrity culture**.

In order to score the highest marks, you must try to **answer all four questions as fully as you can**.

FOUNDATION TIER**TEACHER'S ROLE****Reading aloud Task 5**

This part of the test is recommended to last between **two and two and a half minutes**. This includes the reading aloud of the text and the four questions below.

After the role play is finished, ask the candidate to read the text, by saying *Lee el texto*.

Allow the candidate to read aloud the text and then ask the following four questions. You must ask the candidate these questions as they are printed here **without any changes**.

- Describe a tu persona famosa favorita.
- ¿Cuál es tu opinión sobre la televisión?
- ¿Qué tipo de música te gusta?
- ¿Qué piensas de ver vídeos online?

FOUNDATION TIER**CANDIDATE'S CARD****Reading aloud Task 6**

When your teacher asks you, read aloud the following text **in Spanish**.

Mis amigos son importantes en mi vida.

Me ayudan si hay problemas en el colegio.

Mi mejor amigo es simpático y nos llevamos muy bien.

Quiero verle mañana.

Tenemos que organizar un concurso de baile.

You will then be asked four questions **in Spanish** that relate to the topic of **Identity and relationships with others**.

In order to score the highest marks, you must try to **answer all four questions as fully as you can**.

FOUNDATION TIER**TEACHER'S ROLE****Reading aloud Task 6**

This part of the test is recommended to last between **two and two and a half minutes**. This includes the reading aloud of the text and the four questions below.

After the role play is finished, ask the candidate to read the text, by saying *Lee el texto*.

Allow the candidate to read aloud the text and then ask the following four questions. You must ask the candidate these questions as they are printed here **without any changes**.

- ¿Cómo es tu mejor amigo o amiga físicamente?
- Describe tu personalidad.
- ¿Qué haces cuando sales con tus amigos?
- ¿Qué piensas de chatear con tus amigos en las redes sociales?

FOUNDATION TIER**CANDIDATE'S CARD****Reading aloud Task 7**

When your teacher asks you, read aloud the following text **in Spanish**.

Para tener una vida sana, es importante hacer ejercicio.

Corro en el parque con mi primo.

También juego en un equipo de fútbol.

Sin embargo, odio el gimnasio.

Como poco azúcar, aunque me encantan las hamburguesas.

You will then be asked four questions **in Spanish** that relate to the topic of **Healthy living and lifestyle**.

In order to score the highest marks, you must try to **answer all four questions as fully as you can**.

FOUNDATION TIER**TEACHER'S ROLE****Reading aloud Task 7**

This part of the test is recommended to last between **two and two and a half minutes**. This includes the reading aloud of the text and the four questions below.

After the role play is finished, ask the candidate to read the text, by saying *Lee el texto*.

Allow the candidate to read aloud the text and then ask the following four questions. You must ask the candidate these questions as they are printed here **without any changes**.

- ¿Cuál es tu opinión sobre el deporte?
- ¿Qué prefieres beber?
- ¿Qué piensas de fumar?
- ¿Cuándo comes comida rápida?

FOUNDATION TIER**CANDIDATE'S CARD****Reading aloud Task 8**

When your teacher asks you, read aloud the following text in **Spanish**.

Todos los jueves toco la guitarra eléctrica.

Estoy en un grupo de cuatro personas.

En casa siempre escucho música española.

Mis amigos piensan que soy raro.

A veces voy al cine a ver películas nuevas.

You will then be asked four questions in **Spanish** that relate to the topic of **Free-time activities**.

In order to score the highest marks, you must try to **answer all four questions as fully as you can**.

FOUNDATION TIER**TEACHER'S ROLE****Reading aloud Task 8**

This part of the test is recommended to last between **two and two and a half minutes**. This includes the reading aloud of the text and the four questions below.

After the role play is finished, ask the candidate to read the text, by saying *Lee el texto*.

Allow the candidate to read aloud the text and then ask the following four questions. You must ask the candidate these questions as they are printed here **without any changes**.

- ¿Qué piensas de escuchar la música?
- ¿Qué tipo de películas prefieres?
- ¿Cuándo sales con los amigos?
- ¿Cuál es tu opinión sobre ir de compras?

FOUNDATION TIER**CANDIDATE'S CARD****Reading aloud Task 9**

When your teacher asks you, read aloud the following text **in Spanish**.

En mi casa intentamos ahorrar energía.

Mi madre va al trabajo en bicicleta y nunca conduce su coche.

A mi padre no le gustan los baños.

Dice que usan mucha agua.

Debemos proteger la naturaleza.

You will then be asked four questions **in Spanish** that relate to the topic of **The environment and where people live**.

In order to score the highest marks, you must try to **answer all four questions as fully as you can**.

FOUNDATION TIER**TEACHER'S ROLE****Reading aloud Task 9**

This part of the test is recommended to last between **two and two and a half minutes**. This includes the reading aloud of the text and the four questions below.

After the role play is finished, ask the candidate to read the text, by saying *Lee el texto*.

Allow the candidate to read aloud the text and then ask the following four questions. You must ask the candidate these questions as they are printed here **without any changes**.

- ¿Cuál es tu opinión sobre tu región?
- ¿Qué prefieres hacer en tu región?
- ¿Qué problemas hay con el medio ambiente donde vives?
- ¿Qué reciclas?

Part 3 – Photo cards

FOUNDATION TIER

Card A Candidate's Photo card

- During your preparation time, look at the two photos. You may make as many notes as you wish on an Additional Answer Sheet and use these notes during the test.
- Your teacher will ask you to talk about the content of these photos. The recommended time is approximately **one minute**. **You must say at least one thing about each photo.**
- After you have spoken about the content of the photos, your teacher will then ask you questions related to **any** of the topics within the theme of **Communication and the world around us**.

Photo 1



Photo 2



FOUNDATION TIER**Card B Candidate's Photo card**

- During your preparation time, look at the two photos. You may make as many notes as you wish on an Additional Answer Sheet and use these notes during the test.
- Your teacher will ask you to talk about the content of these photos. The recommended time is approximately **one minute**. **You must say at least one thing about each photo.**
- After you have spoken about the content of the photos, your teacher will then ask you questions related to **any** of the topics within the theme of **Communication and the world around us**.

Photo 1




Photo 2



FOUNDATION TIER**Card C Candidate's Photo card**

- During your preparation time, look at the two photos. You may make as many notes as you wish on an Additional Answer Sheet and use these notes during the test.
- Your teacher will ask you to talk about the content of these photos. The recommended time is approximately **one minute**. **You must say at least one thing about each photo.**
- After you have spoken about the content of the photos, your teacher will then ask you questions related to **any** of the topics within the theme of **People and lifestyle**.

Photo 1



Photo 2



FOUNDATION TIER**Card D Candidate's Photo card**

- During your preparation time, look at the two photos. You may make as many notes as you wish on an Additional Answer Sheet and use these notes during the test.
- Your teacher will ask you to talk about the content of these photos. The recommended time is approximately **one minute**. **You must say at least one thing about each photo.**
- After you have spoken about the content of the photos, your teacher will then ask you questions related to **any** of the topics within the theme of **Popular culture**.

Photo 1



Photo 2



FOUNDATION TIER**Card E Candidate's Photo card**

- During your preparation time, look at the two photos. You may make as many notes as you wish on an Additional Answer Sheet and use these notes during the test.
- Your teacher will ask you to talk about the content of these photos. The recommended time is approximately **one minute**. **You must say at least one thing about each photo.**
- After you have spoken about the content of the photos, your teacher will then ask you questions related to **any** of the topics within the theme of **People and lifestyle**.

Photo 1



Photo 2



FOUNDATION TIER**Card F Candidate's Photo card**

- During your preparation time, look at the two photos. You may make as many notes as you wish on an Additional Answer Sheet and use these notes during the test.
- Your teacher will ask you to talk about the content of these photos. The recommended time is approximately **one minute**. **You must say at least one thing about each photo.**
- After you have spoken about the content of the photos, your teacher will then ask you questions related to **any** of the topics within the theme of **Popular culture**.

Photo 1



Photo 2




FOUNDATION TIER**Card G Candidate's Photo card**

- During your preparation time, look at the two photos. You may make as many notes as you wish on an Additional Answer Sheet and use these notes during the test.
- Your teacher will ask you to talk about the content of these photos. The recommended time is approximately **one minute**. **You must say at least one thing about each photo.**
- After you have spoken about the content of the photos, your teacher will then ask you questions related to **any** of the topics within the theme of **Communication and the world around us**.

Photo 1



Photo 2



FOUNDATION TIER**Card H Candidate's Photo card**

- During your preparation time, look at the two photos. You may make as many notes as you wish on an Additional Answer Sheet and use these notes during the test.
- Your teacher will ask you to talk about the content of these photos. The recommended time is approximately **one minute**. **You must say at least one thing about each photo.**
- After you have spoken about the content of the photos, your teacher will then ask you questions related to **any** of the topics within the theme of **People and lifestyle**.

Photo 1



Photo 2



FOUNDATION TIER**Card I Candidate's Photo card**

- During your preparation time, look at the two photos. You may make as many notes as you wish on an Additional Answer Sheet and use these notes during the test.
- Your teacher will ask you to talk about the content of these photos. The recommended time is approximately **one minute**. **You must say at least one thing about each photo.**
- After you have spoken about the content of the photos, your teacher will then ask you questions related to **any** of the topics within the theme of **Popular culture**.

Photo 1




Photo 2



Theme 1: People and lifestyle

- Topic 1: Identity and relationships with others
- Topic 2: Healthy living and lifestyle
- Topic 3: Education and work

	Questions	Answers
1.		
2.		
3.		
4.		
5.		
6.		
7.		
8.		
9.		

Theme 2: Popular culture

- Topic 1: Free-time activities
- Topic 2: Customs, festivals and celebrations
- Topic 3: Celebrity culture

	Questions	Answers
1)		
2)		
3)		
4)		
5)		
6)		
7)		
8)		
9)		

Theme 3: Communication and the world around us

- Topic 1: Travel and tourism, including places of interest
- Topic 2: Media and technology
- Topic 3: The environment and where people live

	Questions	Answers
1)		
2)		
3)		
4)		
5)		
6)		
7)		
8)		
9)		

