

GCSE French

Speaking Booklet



Name	
Class	
Teacher	

5 steps for pronouncing unfamiliar words in French

1. Silent letters


Most consonants and 'e' at end of a word are usually silent

CAREFUL! – C-R-F-L can sometimes be sounded

H is always silent

2. Nasal sounds

am – an – em – en  e.g. bl-an-c

aim – ain – eim – ein – im – in - ym - yn  e.g. c-in-q

om – on  e.g. b-on

um – un  e.g. b-r-un

Note: There is no nasal sound
if the following letter is a vowel e.g. u-n-e
if there is a double mm or nn e.g. g-o-mm-e

3. Letter strings

Vowels ai/ei  au/eau  eu/œ/øeu  oi  ou 

Consonants ch  gn  ll  th 

after i

Vowels and consonants er/es/ez  ien  il/ill  qu 

after a vowel

4. Letter E

e in a one syllable word  e.g. le

e before 1 consonant  e.g. mercredi

e before 2 consonants  e.g. mercredi

è with a grave accent  e.g. règle

é with an acute accent  e.g. café

5. Single vowels and consonants which have a different sound to English

i/y



u



g before e



r/rr



s/x



before a vowel

j

Key Information

These are the recommended lengths for each part of the speaking test:

	Foundation tier	Higher tier
Part 1: Role-play	Between 1 and 1.5 minutes	Between 1 and 1.5 minutes
Part 2: Reading aloud task	Between 2 and 2.5 minutes	Between 3 and 3.5 minutes
Part 3: Photo card task	Between 4 and 5 minutes in total (approximately one minute for description of the photos and between 3 and 4 minutes for the unprepared conversation)	Between 6 and 7 minutes in total (approximately one and a half minutes for description of the photos and between 4.5 and 5.5 minutes for the unprepared conversation)
Total	7 to 9 minutes	10 to 12 minutes

Prep Time: 15 minutes (*You can use your notes made during the prep time*)


1. **Role-play:** When you see this- ? – you will have to ask a question.
2. **Reading aloud task:** After reading aloud the assigned text, you will then be asked 4 questions in French that relate to the assigned topic. In order to score the highest marks, you must try to **answer all 4 questions as fully as you can**.
3. **Photo card task:** Your teacher will ask you to talk about the content of the two assigned photos. **You must say at least one thing about each photo**. After you have spoken about the content of the photos, your teacher will then ask you questions related to **any** of the topics within the assigned theme.

Script for Recording

Teacher Introduction:

- Specification: AQA GCSE French Paper 2 Speaking Examination
 - Centre number 24035
 - Candidate number
 - Candidate name
 - Role-play #, Reading aloud task #, photo card #
 - Tier
 - Date
-
- Teacher: Premièrement, le jeu de rôle, 'Read introductory text'...
 - Teacher: Maintenant, 'lis-moi le texte'... (**ask the 4 questions without any changes**)
 - Teacher: Maintenant, 'parle-moi des photos'... **Part 1: Photo description only-F:1 min / H:1 1/2 mins), Part 2: Unprepared conversation within the assigned theme (this can include **any** or **all** of the prescribed **topics**)**
 - Teacher: C'est fini, merci.

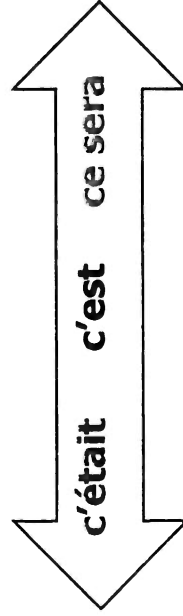
END OF RECORDING

<p>Top 5 Opinion Phrases</p> <p>j'aime – I like je n'aime pas – I don't like j'adore – I love je déteste – I hate je préfère – I prefer</p>	<p>Top 5 connectives</p> <p>et - and mais - but cependant - however donc - therefore alors - so</p>	<p>Top 10 adjectives</p> <div style="display: flex; justify-content: space-between;"> <div style="width: 45%;"> <p>😊</p> <p>bon - good intéressant - interesting passionnant - exciting génial - great amusant - fun cher - expensive facile - easy utile - useful délicieux - delicious chic – smart/fashionable confortable - comfortable content - happy calme – calm propre – clean</p> </div> <div style="width: 45%;"> <p>😞</p> <p>mauvais - bad ennuyeux - boring barbant – dull nul - rubbish affreux - awful bon marché - cheap difficile - difficult inutile - useless dégoûtant - disgusting moche - ugly inconfortable - uncomfortable triste – sad occupé – busy sale - dirty</p> </div> </div>	<p>Top 5 Quantifiers</p> <p>un peu – a bit assez - quite très - very vraiment - really extrêmement - extremely</p>
<p>Top 10 Frequency Phrases</p> <p>toujours - always tout le temps – all the time tous les jours - everyday chaque matin / soir- each morning/evening souvent - often quelquefois - sometimes parfois - occasionally de temps en temps – now and then rarement - rarely jamais - never</p>	<p>Expressing Quantities</p> <p>trop de – too much beaucoup de - lots of plein de – full of plus de – many / more of plusieurs - several moins de – less of</p>	<p>Expressing Desire</p> <p>je voudrais – I would like j'aimerais – I would like</p> <div style="text-align: center;">  </div>	<p>Top 5 Opinion Sentence Starters</p> <p>selon moi – according to me à mon avis – in my opinion je pense que – I think that je crois que – I believe that je trouve que – I find that</p>
<p>Top 5 Sequencing Words</p> <p>d'abord - firstly après ça – after that ensuite - then puis - then finalement - finally</p>	<p>Because x 5</p> <p>parce que car puisque étant donné que vu que</p>	<p>Subordinate Clauses</p> <p>qui s'appelle – who is called qui s'appellent – who are called ce que j'aime le plus, c'est...- what I like the most is... ce que j'aime le moins, c'est – what I like the least is</p>	<p>Modal Verbs</p> <p>on doit – you must on peut – you can il faut – you must In order to... pour + infinitive</p>

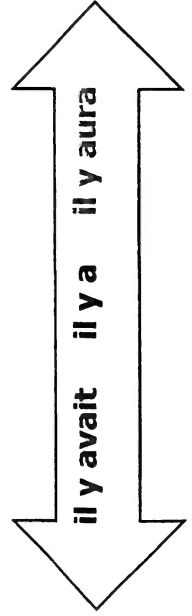
Tenses

	INFINITIVE	PAST (Perfect Tense)	PRESENT	FUTURE (Simple Future)
1.	acheter – to buy	j'ai acheté	j'achète	je vais acheter
2.	aller – to go	je suis allé(e)	je vais	je vais aller
3.	avoir – to have	j'ai eu OR j'avais	j'ai	je vais avoir
4.	boire – to drink	j'ai bu	je bois	je vais boire
5.	écouter – to listen	j'ai écouté	j'écoute	je vais écouter
6.	être - to be	j'ai été or j'étais	je suis	je vais être
7.	étudier – to study	j'ai étudié	j'étudie	je vais étudier
8.	faire – to do	j'ai fait	je fais	je vais faire
9.	jouer – to play	j'ai joué	je joue	je vais jouer
10.	lire – to read	j'ai lu	je lis	je vais lire
11.	manger – to eat	j'ai mangé	je mange	je vais manger
12.	nager – to swim	j'ai nagé	je nage	je vais nager
13.	parler – to speak	j'ai parlé	je parle	je vais parler
14.	regarder – to watch	j'ai regardé	je regarde	je vais regarder
15.	rester – to stay	je suis resté(e)	je reste	je vais rester
16.	sortir – to go out	je suis sorti(e)	je sors	je vais sortir
17.	travailler -to work	j'ai travaillé	je travaille	je vais travailler
18.	utiliser – to use	j'ai utilisé	j'utilise	je vais utiliser
19.	visiter – to visit	j'ai visité	je visite	je vais visiter
20.	voyager – to travel	j'ai voyagé	je voyage	je vais voyager

it was it's it will be



there was there is/are there will be



Time Phrases		
hier - yesterday avant before la semaine dernière – last week le mois dernier – last month l'année dernière – last year	aujourd'hui - today maintenant - now cette semaine – this week ce mois – this month cette année – this year	demain – tomorrow après - after la semaine prochaine – next week le mois prochain – next month l'année prochaine - next year dans le futur – in the future à l'avenir – in the future
Weather		
il faisait du soleil – it was sunny il neigeait – it was snowing il pleuvait – it was raining il faisait beau – it was good weather il faisait mauvais -it was bad weather	il fait du soleil – it's sunny il neige – it's snowing il pleut – it's raining il fait beau – it's good weather il fait mauvais -it's bad weather	il fera du soleil – it will be sunny il neigera – it will snow il pleuvra – it will rain il fera beau – it will be good weather il fera mauvais -it will be bad weather

ROLE PLAYS

QUESTION WORDS

QUI	WHO
QUAND	WHEN
OÙ	WHERE
QUE/QUOI	WHAT
QU'EST-CE QUE	WHAT
POURQUOI	WHY
QUELS/LES	WHICH (or WHAT)
COMMENT	HOW
COMBIEN DE	HOW MUCH/MANY
EST-CE QUE	(I'M A QUESTION)

KEY DIRECTIONS

donnez	give
saluez	say hello
merciez	thank
répondez	reply
demandez (le prix)	ask (for the price)
posez (une question)	ask a ?
choisissez	choose
écoutez	listen
dites	say
expliquez	explain
réagissez (avec plaisir)react	(positively)
faites (vos excuses)	give (an excuse)
commandez	order
proposez (de payer)	offer (to pay)

KEY QUESTIONS

et avec ça?	anything else?
Vous désirez?	what would you like?
Avez-vous...?	do you have any...?
je peux....?	can I...?
est-ce que je peux...?	can I...?
pouvez-vous..?	can you
savez-vous si..?	do you know if...?
dois-je..?	do I have to..?
ça coûte combien?	How much is it?
Où se trouve...?	where is...?
est-ce qu'il y a ..?	is/are there...?
il faut + INF...?	do I/we have to...?
c'est possible de...?	can I/we...?
.... est compris?	...is included?
À quelle heure est...?	at what time is...?
quelle sorte de...	what type of...?

KEY STATEMENTS

je voudrais/j'aimerais	I'd like
j'ai oublié	I've forgotten
j'ai perdu	I've lost
je suis perdu	I'm lost
j'en veux ...deux (svp)	I want 2 of them
je cherche....	I'm looking for...
donnez-moi s'il-vous-plaît	pls give me...

un dépliant sur (a leaflet on), de la monnaie (change), une chambre...(a room), l'horaire des trains (timetables), le prix de/s... (price of), un billet (a ticket)
aller (go), réserver (book), avoir (have), annuler (cancel), commander (order), partir à/de (leave at/from)
me donner (give me), me renseigner (tell me), me rembourser (refund me), m'aider (help me)
je dois réserver (I have to book), je dois changer
un parking (car park), une piscine (pool), un resto
rester (stay), prendre (take), partir (leave/depart), avoir (have), payer (pay), retourner (return)
changer (change), payer (pay), réserver (book), voir (see)
le petit déjeuner (breakfast), le TVA (vat)

avoir (have), payer, (pay), commander (order), boire (drink), acheter (buy), partir (leave), savoir (know), rester (stay), aller (go), un billet pour (a ticket for), un coca (a coke), des renseignements sur (info on/about)

NICETIES (saluer/remercier)
BONJOUR
MONSIEUR/MADAME
MERCI (BEAUCOUP) (a lot)
JE VOUS REMERCIE thank you
S'IL-VOUS-PLAÎT (svp) please
AU REVOIR
MONSIEUR/MADAME
À BIENTÔT see you soon

une chambre (pour une, deux...personnes) avec douche (shower), avec salle de bains (en suite), vue de (view) (boisson - drink) un coca, un diabolo, un panaché (shandy), un café, un thé, un vin, de l'eau....
 un billet aller-simple (single), aller-retour (return), pour demain (for tomorrow), aujourd'hui (today)

Chatty mat: Describing a photo

Remember PALMS:

People - Action - Mood - Season

To start off...

Sur la photo... In the photo...
 Il y a... There is/ are...
 Je vois... I see...
 On peut voir... You can see...
 C'est... It is...

Be specific!

Au premier plan... In the foreground...
 Au deuxième plan... In the background..
 À gauche... to the left ...
 À droite... to the right...
 Près de... close to...
 Devant... In front of...

Weather

Il fait du soleil it's sunny
 Il neige it's snowing
 Il pleut it's raining
 Il fait beau it's nice weather
 Il fait mauvais It's bad weather

Seasons

C'est le printemps it's spring
 C'est l'été it's summer
 C'est l'automne It's autumn
 C'est l'hiver it's winter

What's there?

Un homme/une femme a man/woman
 Un garçon/une fille a boy/a girl
 Des personnes some people
 Beaucoup de personnes lots of people
 Des bâtiments some buildings
 Des arbres some trees

Describing people

Il/elle a l'air ... he/she looks...
 Ils/elles ont l'air... they look...
 Il/elle est... he/she is...
 Ils/elles sont... they are...
 Content happy
 Triste sad
 Chic smart / fashionable
 Occupé busy
 Propre clean
 Sale dirty
 Fatigué tired
 Fâché angry

What are they doing?

Il/elle est en train de... He/she is busy...
 Ils/elles sont en train de... They are busy...
 aller (going), faire (doing), travailler (working), jouer (playing), manger (eating), parler (talking), marcher (walking), nager (swimming), regarder (watching) rire (laughing), se disputer (arguing), s'amuser (having fun)

Opinion phrases

Je crois que... I think that
 Je pense que... I think that...
 J'imagine que... I imagine that...
 Je dirais que... I would say that

Locations

En dehors - outside
 A l'intérieur - inside
 Au travail - at work
 À la maison - at home

Au parc -

at the park
 À la plage - at the beach
 En vacances - on holiday

Do you like it?

J'aime la photo parce que
 Je n'aime pas la photo c'est...
 amusante (fun) vive (colourful)
 affreux (awful) barbant (dull)
 jolie (pretty) moche (ugly)



ROLE-PLAY 10 (HIGHER TIER)**CANDIDATE'S ROLE****Instructions to candidates**

You are talking to your Canadian friend.

Your teacher will play the part of your friend and will speak first.

You should address your friend as *tu*.

When you see this – ? – you will have to ask a question.

In order to score full marks, you must include at least one verb in your response to each task.

- 1** Say what type of film you prefer and why. (Give one type and **one** reason.)
- 2** Describe your favourite actor. (Give **two** details.)
- 3** Say something you did in your free time last week. (Give **two** details.)
- 4** Give **one** advantage of playing sport.
- ? 5** Ask your friend a question about free time.

ROLE-PLAY 11 (HIGHER TIER)**CANDIDATE'S ROLE****Instructions to candidates**

You are talking to your Swiss friend.

Your teacher will play the part of your friend and will speak first.

You should address your friend as *tu*.

When you see this – ? – you will have to ask a question.

In order to score full marks, you must include at least one verb in your response to each task.

- 1 Say what your best friend looks like (Give **two** details.)
- 2 Say what makes a good friend. (Give **one** detail.)
- 3 Say what you and your friends talk about. (Give **two** details.)
- 4 Describe a day you spent with friends recently. (Give **two** details.)
- ? 5 Ask your friend a question about hobbies.

ROLE-PLAY 12 (HIGHER TIER)**CANDIDATE'S ROLE****Instructions to candidates**

You are talking to your French friend.

Your teacher will play the part of your friend and will speak first.

You should address your friend as *tu*.

When you see this – ? – you will have to ask a question.

In order to score full marks, you must include at least one verb in your response to each task.

- 1** Say what tourists can do in your region. (Give **two** details.)
- 2** Say if you like living in your region and why / why not. (Give **one** opinion and **one** reason.)
- ? 3** Ask your friend a question about the environment.
- 4** Describe an environmental problem in your area. (Give **one** detail.)
- 5** Say what you did to protect the environment last week. (Give **two** details.)

ROLE-PLAY 13 (HIGHER TIER)**CANDIDATE'S ROLE****Instructions to candidates**

You are talking to your Swiss friend.

Your teacher will play the part of your friend and will speak first.

You should address your friend as *tu*.

When you see this – ? – you will have to ask a question.

In order to score full marks, you must include at least one verb in your response to each task.

- 1** Describe your school. (Give **two** details.)
- 2** Say what you think of exams and why. (Give **one** opinion and **one** reason.)
- 3** Say what you did last week at school. (Give **two** details.)
- ? 4** Ask your friend a question about school.
- 5** Give **one** opinion of going to university.

ROLE-PLAY 14 (HIGHER TIER)**CANDIDATE'S ROLE****Instructions to candidates**

You are talking to your Moroccan friend.

Your teacher will play the part of your friend and will speak first.

You should address your friend as *tu*.

When you see this – ? – you will have to ask a question.

In order to score full marks, you must include at least one verb in your response to each task.

- 1** Say if you eat healthily and why / why not. (Give **one** opinion and **one** reason.)
- 2** Describe a recent sporting activity. (Give **two** details.)
- 3** Say what you do to relax. (Give **two** details.)
- ? 4** Ask your friend a question about healthy living.
- 5** Say something about the importance of friends. (Give **one** detail.)

ROLE-PLAY 15 (HIGHER TIER)**CANDIDATE'S ROLE****Instructions to candidates**

You are talking to your Belgian friend.

Your teacher will play the part of your friend and will speak first.

You should address your friend as *tu*.

When you see this – ? – you will have to ask a question.

In order to score full marks, you must include at least one verb in your response to each task.

- 1** Say when you do sport. (Give **one** detail.)
- 2** Say what you did last week to stay healthy. (Give **two** details.)
- 3** Say how you relax. (Give **two** details.)
- 4** Say what you think about fast food and why. (Give **one** opinion and **one** reason.)
- ? 5** Ask your friend a question about food.

ROLE-PLAY 16 (HIGHER TIER)**CANDIDATE'S ROLE****Instructions to candidates**

You are talking to your Canadian friend.

Your teacher will play the part of your friend and will speak first.

You should address your friend as *tu*.

When you see this – ? – you will have to ask a question.

In order to score full marks, you must include at least one verb in your response to each task.

- 1** Describe a celebrity you like. (Give **two** details.)
- 2** Say if you would like to be famous in the future and why / why not. (Give **one** opinion and **one** reason.)
- ? 3** Ask your friend a question about their favourite celebrity.
- 4** Give **two** advantages of social media.
- 5** Say something about reality TV. (Give **one** detail.)

ROLE-PLAY 17 (HIGHER TIER)**CANDIDATE'S ROLE****Instructions to candidates**

You are talking to your Swiss friend.

Your teacher will play the part of your friend and will speak first.

You should address your friend as *tu*.

When you see this – ? – you will have to ask a question.

In order to score full marks, you must include at least one verb in your response to each task.

- 1** Describe your region. (Give **two** details).
- 2** Say what there is for young people in your area. (Give **two** details.)
- 3** Describe the weather in your region. (Give **one** detail.)
- 4** Say where you would like to live in the future and why. (Give **one** detail and **one** reason.)
- ? 5** Ask your friend a question about where they live.

ROLE-PLAY 18 (HIGHER TIER)**CANDIDATE'S ROLE****Instructions to candidates**

You are talking to your French friend.

Your teacher will play the part of your friend and will speak first.

You should address your friend as *tu*.

When you see this – ? – you will have to ask a question.

In order to score full marks, you must include at least one verb in your response to each task.

- 1** Describe your school. (Give **two** details.)
- 2** Say something about school rules. (Give **two** details).
- 3** Say how you used technology recently at school. (Give **two** details.)
- 4** Give **one** advantage of the internet.
- ? 5** Ask your friend a question about technology.

HIGHER TIER**CANDIDATE'S CARD****Reading aloud Task 10**

When your teacher asks you, read aloud the following text **in French**.

Hier, j'ai quitté la maison à huit heures avec mon frère.

Alors, nous sommes arrivés au collège en retard.

Mon premier cours était les sciences.

Heureusement, le prof est sympa.

Il est toujours drôle et il aide ses élèves.

A l'avenir, je voudrais travailler dans une école à Paris.

You will then be asked four questions **in French** that relate to the topic of **Education and work**.

In order to score the highest marks, you must try to **answer all four questions as fully as you can**.

HIGHER TIER**TEACHER'S ROLE****Reading aloud Task 10**

This part of the test is recommended to last between **three and three and a half minutes**. This includes the reading aloud of the text and the four questions below.

After the role play is finished, ask the candidate to read the text, by saying *Lis-moi le texte*.

Allow the candidate to read aloud the text and then ask the following four questions. You must ask the candidate these questions as they are printed here **without any changes**.

- Quel est ton jour préféré au collège ?
- Qu'est-ce que tu penses des règles au collège ?
- Parle-moi des clubs dans ton collège.
- Quelle est ton opinion d'aller à l'université ?

HIGHER TIER**CANDIDATE'S CARD****Reading aloud Task 11**

When your teacher asks you, read aloud the following text **in French**.

J'adore regarder des films.

Mon actrice préférée a récemment gagné un prix à un festival de cinéma.

J'aime la suivre en ligne.

Actuellement elle est dans une émission de télé-réalité.

Elle reçoit beaucoup de votes parce qu'elle est très populaire.

Selon moi, c'est une vraie star !

You will then be asked four questions **in French** that relate to the topic of **Celebrity culture**.

In order to score the highest marks, you must try to **answer all four questions as fully as you can**.

HIGHER TIER**TEACHER'S ROLE****Reading aloud Task 11**

This part of the test is recommended to last between **three and three and a half minutes**. This includes the reading aloud of the text and the four questions below.

After the role play is finished, ask the candidate to read the text, by saying *Lis-moi le texte*.

Allow the candidate to read aloud the text and then ask the following four questions. You must ask the candidate these questions as they are printed here **without any changes**.

- Parle-moi d'un film que tu aimes.
- Qu'est-ce que tu penses des stars de télé-réalité ?
- Quelle célébrité veux-tu rencontrer ?
- Quels sont les problèmes pour les célébrités ?

HIGHER TIER**CANDIDATE'S CARD****Reading aloud Task 12**

When your teacher asks you, read aloud the following text **in French**.

La technologie est devenue essentielle dans la vie moderne.
Elle est partout : en ligne, en ville, à la campagne, même à la maison.
Les réseaux sociaux sont très populaires, surtout parmi les jeunes.
On peut télécharger de la musique et regarder des vidéos.
Cependant, il y a aussi des dangers.

You will then be asked four questions **in French** that relate to the topic of **Media and technology**.

In order to score the highest marks, you must try to **answer all four questions as fully as you can**.

HIGHER TIER**TEACHER'S ROLE****Reading aloud Task 12**

This part of the test is recommended to last between **three and three and a half minutes**. This includes the reading aloud of the text and the four questions below.

After the role play is finished, ask the candidate to read the text, by saying *Lis-moi le texte*.

Allow the candidate to read aloud the text and then ask the following four questions. You must ask the candidate these questions as they are printed here **without any changes**.

- Qu'est-ce que tu fais en ligne ?
- Quelle sorte de musique est-ce que tu aimes télécharger ?
- Quels sont les dangers de la technologie ?
- Qu'est-ce que tu penses des portables ?

HIGHER TIER**CANDIDATE'S CARD****Reading aloud Task 13**

When your teacher asks you, read aloud the following text **in French**.

J'habite dans une ville industrielle, au nord de l'Angleterre.

Malheureusement, il y a trop de pollution.

Alors, protéger l'environnement est important pour beaucoup de gens.

Ici, on peut recycler, prendre le bus et utiliser des vélos gratuits.

A l'avenir, je vais continuer à vivre dans cette région.

You will then be asked four questions **in French** that relate to the topic of **The environment and where people live**.

In order to score the highest marks, you must try to **answer all four questions as fully as you can**.

HIGHER TIER**TEACHER'S ROLE****Reading aloud Task 13**

This part of the test is recommended to last between **three and three and a half minutes**. This includes the reading aloud of the text and the four questions below.

After the role play is finished, ask the candidate to read the text, by saying *Lis-moi le texte*.

Allow the candidate to read aloud the text and then ask the following four questions. You must ask the candidate these questions as they are printed here **without any changes**.

- Qu'est-ce que tu aimes faire dans ta région ?
- Parle-moi de ta maison ou ton appartement.
- Qu'est-ce que tu recycles à la maison ?
- Qu'est-ce que tu penses des transports dans ta région ?

HIGHER TIER**CANDIDATE'S CARD****Reading aloud Task 14**

When your teacher asks you, read aloud the following text **in French**.

Le matin je me lève très tôt, à sept heures.

Ensuite, je sors avec ma mère et notre chien pour courir dix kilomètres.

L'année dernière j'ai pris la décision de devenir végétarien.

Mon frère, lui, il est complètement différent.

Il est absolument paresseux et ne mange pas bien !

You will then be asked four questions **in French** that relate to the topic of **Healthy living and lifestyle**.

In order to score the highest marks, you must try to **answer all four questions as fully as you can**.

HIGHER TIER**TEACHER'S ROLE****Reading aloud Task 14**

This part of the test is recommended to last between **three and three and a half minutes**. This includes the reading aloud of the text and the four questions below.

After the role play is finished, ask the candidate to read the text, by saying *Lis-moi le texte*.

Allow the candidate to read aloud the text and then ask the following four questions. You must ask the candidate these questions as they are printed here **without any changes**.

- Parle-moi de l'importance de faire de l'exercice.
- Qu'est-ce que tu fais pour te relaxer à la maison ?
- Qu'est-ce que tu manges pour être en bonne santé ?
- Que penses-tu du fast-food ?

HIGHER TIER**CANDIDATE'S CARD****Reading aloud Task 15**

When your teacher asks you, read aloud the following text **in French**.

Mon passe-temps préféré est la natation.

En novembre, je participe au concours de France.

Je nage depuis quinze ans et je n'ai que seize ans !

Le week-end dernier, je suis allée à la piscine avec mes amies.

Après ça, nous avons vu un film au cinéma qui était formidable.

You will then be asked four questions **in French** that relate to the topic of **Free time activities**.

In order to score the highest marks, you must try to **answer all four questions as fully as you can**.

HIGHER TIER**TEACHER'S ROLE****Reading aloud Task 15**

This part of the test is recommended to last between **three and three and a half minutes**. This includes the reading aloud of the text and the four questions below.

After the role play is finished, ask the candidate to read the text, by saying *Lis-moi le texte*.

Allow the candidate to read aloud the text and then ask the following four questions. You must ask the candidate these questions as they are printed here **without any changes**.

- Quel sport est-ce que tu aimes regarder ?
- Quels sont les avantages de regarder un film au cinéma ?
- Décris-moi un acteur ou une actrice que tu aimes.
- Parle-moi de ta musique préférée.

HIGHER TIER**CANDIDATE'S CARD****Reading aloud Task 16**

When your teacher asks you, read aloud the following text **in French**.

Le week-end dernier, j'ai fait les magasins avec mon meilleur ami.
Il a acheté le nouveau roman de son auteur préféré.
Moi, je lis souvent des articles sur Internet.
Pendant mon temps libre, je joue en ligne et j'adore aller aux concerts.
La musique est essentielle dans ma vie.

You will then be asked four questions **in French** that relate to the topic of **Free time activities**.

In order to score the highest marks, you must try to **answer all four questions as fully as you can**.

HIGHER TIER**TEACHER'S ROLE****Reading aloud Task 16**

This part of the test is recommended to last between **three and three and a half minutes**. This includes the reading aloud of the text and the four questions below.

After the role play is finished, ask the candidate to read the text, by saying *Lis-moi le texte*.

Allow the candidate to read aloud the text and then ask the following four questions. You must ask the candidate these questions as they are printed here **without any changes**.

- Quelle sorte de magasins est-ce que tu aimes ?
- Qu'est-ce que tu penses des jeux en ligne ?
- Décris-moi ton chanteur ou ta chanteuse préféré(e).
- Quels sont les avantages de faire du sport ?

HIGHER TIER**CANDIDATE'S CARD****Reading aloud Task 17**

When your teacher asks you, read aloud the following text **in French**.

Selon moi, les vacances d'été sont importantes dans la vie.
La plupart des gens vont à l'étranger pour profiter du beau temps.
Ils aiment aussi pratiquer une langue différente.
Récemment, mon meilleur ami est allé en Suisse.
Il a découvert la culture et les traditions de ce pays.

You will then be asked four questions **In French** that relate to the topic of **Travel and tourism, including places of interest**.

In order to score the highest marks, you must try to **answer all four questions as fully as you can**.

HIGHER TIER**TEACHER'S ROLE****Reading aloud Task 17**

This part of the test is recommended to last between **three and three and a half minutes**. This includes the reading aloud of the text and the four questions below.

After the role play is finished, ask the candidate to read the text, by saying *Lis-moi le texte*.

Allow the candidate to read aloud the text and then ask the following four questions. You must ask the candidate these questions as they are printed here **without any changes**.

- Qu'est-ce que tu fais pendant les vacances scolaires quand il fait beau ?
- Tu préfères passer tes vacances d'été avec qui ?
- Quel est l'avantage de parler une langue différente ?
- Qu'est-ce qu'il y a pour les touristes dans ta région ?

HIGHER TIER**CANDIDATE'S CARD****Reading aloud Task 18**

When your teacher asks you, read aloud the following text **in French**.

J'ai de la chance.

J'habite une maison en pleine campagne, près d'un petit lac.

Les magasins sont à quelques minutes.

Mais, ce qui m'intéresse, c'est l'énergie de la grande ville.

Je voudrais habiter au dernier étage d'un grand bâtiment, à Paris
par exemple.

You will then be asked four questions **in French** that relate to the topic of **The environment and where people live**.

In order to score the highest marks, you must try to **answer all four questions as fully as you can**.

HIGHER TIER**TEACHER'S ROLE****Reading aloud Task 18**

This part of the test is recommended to last between **three and three and a half minutes**. This includes the reading aloud of the text and the four questions below.

After the role play is finished, ask the candidate to read the text, by saying *Lis-moi le texte*.

Allow the candidate to read aloud the text and then ask the following four questions. You must ask the candidate these questions as they are printed here **without any changes**.

- Dans ta région, quelle sorte de magasins aimes-tu ?
- Qu'est-ce qu'il y a pour les jeunes dans ta région ?
- Quels problèmes est-ce qu'il y a dans ta ville ou ton village ?
- Qu'est-ce que tu penses d'habiter à l'étranger ?

HIGHER TIER**Card J Candidate's Photo card**

- During your preparation time, look at the two photos. You may make as many notes as you wish on an Additional Answer Sheet and use these notes during the test.
- Your teacher will ask you to talk about the content of these photos. The recommended time is approximately **one and a half minutes**. **You must say at least one thing about each photo.**
- After you have spoken about the content of the photos, your teacher will then ask you questions related to **any** of the topics within the theme of **People and lifestyle**.

Photo 1



Photo 2




HIGHER TIER**Card K Candidate's Photo card**

- During your preparation time, look at the two photos. You may make as many notes as you wish on an Additional Answer Sheet and use these notes during the test.
- Your teacher will ask you to talk about the content of these photos. The recommended time is approximately **one and a half minutes**. **You must say at least one thing about each photo.**
- After you have spoken about the content of the photos, your teacher will then ask you questions related to **any** of the topics within the theme of **Communication and the world around us**.

Photo 1



Photo 2



HIGHER TIER**Card L Candidate's Photo card**

- During your preparation time, look at the two photos. You may make as many notes as you wish on an Additional Answer Sheet and use these notes during the test.
- Your teacher will ask you to talk about the content of these photos. The recommended time is approximately **one and a half minutes**. **You must say at least one thing about each photo.**
- After you have spoken about the content of the photos, your teacher will then ask you questions related to **any** of the topics within the theme of **Popular culture**.

Photo 1



Photo 2



HIGHER TIER**Card M Candidate's Photo card**

- During your preparation time, look at the two photos. You may make as many notes as you wish on an Additional Answer Sheet and use these notes during the test.
- Your teacher will ask you to talk about the content of these photos. The recommended time is approximately **one and a half minutes**. **You must say at least one thing about each photo.**
- After you have spoken about the content of the photos, your teacher will then ask you questions related to **any** of the topics within the theme of **People and lifestyle**.

Photo 1




Photo 2



HIGHER TIER**Card N****Candidate's Photo card**

- During your preparation time, look at the two photos. You may make as many notes as you wish on an Additional Answer Sheet and use these notes during the test.
- Your teacher will ask you to talk about the content of these photos. The recommended time is approximately **one and a half minutes**. **You must say at least one thing about each photo.**
- After you have spoken about the content of the photos, your teacher will then ask you questions related to **any** of the topics within the theme of **People and lifestyle**.

Photo 1




Photo 2



HIGHER TIER**Card O Candidate's Photo card**

- During your preparation time, look at the two photos. You may make as many notes as you wish on an Additional Answer Sheet and use these notes during the test.
- Your teacher will ask you to talk about the content of these photos. The recommended time is approximately **one and a half minutes**. **You must say at least one thing about each photo.**
- After you have spoken about the content of the photos, your teacher will then ask you questions related to **any** of the topics within the theme of **Popular culture**.

Photo 1



Photo 2



HIGHER TIER**Card P Candidate's Photo card**

- During your preparation time, look at the two photos. You may make as many notes as you wish on an Additional Answer Sheet and use these notes during the test.
- Your teacher will ask you to talk about the content of these photos. The recommended time is approximately **one and a half minutes**. **You must say at least one thing about each photo.**
- After you have spoken about the content of the photos, your teacher will then ask you questions related to **any** of the topics within the theme of **Popular culture**.

Photo 1




Photo 2



HIGHER TIER**Card Q Candidate's Photo card**

- During your preparation time, look at the two photos. You may make as many notes as you wish on an Additional Answer Sheet and use these notes during the test.
- Your teacher will ask you to talk about the content of these photos. The recommended time is approximately **one and a half minutes**. **You must say at least one thing about each photo.**
- After you have spoken about the content of the photos, your teacher will then ask you questions related to **any** of the topics within the theme of **Communication and the world around us**.

Photo 1





Photo 2



HIGHER TIER**Card R Candidate's Photo card**

- During your preparation time, look at the two photos. You may make as many notes as you wish on an Additional Answer Sheet and use these notes during the test.
- Your teacher will ask you to talk about the content of these photos. The recommended time is approximately **one and a half minutes**. **You must say at least one thing about each photo.**
- After you have spoken about the content of the photos, your teacher will then ask you questions related to **any** of the topics within the theme of **Communication and the world around us**.

Photo 1




Photo 2



Theme 1: Identity and culture

- Sub-theme 1: Youth Culture (Self and relationships / Technology and social media)
- Sub-theme 2: Lifestyle (Health and fitness / Entertainment and Leisure)
- Sub-theme 3: Customs and Traditions (Food and drink / Festivals and celebrations)

	Questions	Answers
1.		
2.		
3.		
4.		
5.		
6.		
7.		
8.		
9.		

Theme 2: Local, national, international and global areas of interest

- Sub-theme 1: Home and Locality (Local areas of interest / Transport)
- Sub-theme 2: France/Spain and French-/Spanish-speaking countries (Local and regional features and characteristics / Holidays and tourism)
- Sub-theme 3: Global Sustainability (Environment / Social issues)

	Questions	Answers
1)		
2)		
3)		
4)		
5)		
6)		
7)		
8)		
9)		

Theme 3: Current and future study and employment

- Sub-theme 1: Current Study (School/college life / School/college studies)
- Sub-theme 2: World of Work (Work experience and part-time jobs / Skills and personal qualities)
- Sub-theme 3: Jobs and Future Plans (Applying for work/study / Career plans)

	Questions	Answers
1)		
2)		
3)		
4)		
5)		
6)		
7)		
8)		
9)		

