


5 steps for pronouncing unfamiliar words in French

1. Silent letters

Most consonants and 'e' at end of a word are usually silent
CAREFUL! – C-R-F-L can sometimes be sounded
 H is always silent

2. Nasal sounds

am – an – em – en  e.g. bl-an-c

aim – ain – eim – ein – im – in - ym - yn  e.g. c-in-q

om – on  e.g. b-on

um – un  e.g. b-r-un

Note: There is no nasal sound
 if the following letter is a vowel e.g. u-n-e
 if there is a double mm or nn e.g. g-o-mm-e

3. Letter strings

Vowels ai/ei  au/eau  eu/œ/œu  oi  ou 

Consonants ch  gn  ll  th 
 after i

Vowels and consonants er/es/ez  ien  il/ill  qu 
 after a vowel

4. Letter E

e in a one syllable word  e.g. le

e before 1 consonant  e.g. mercredi

e before 2 consonants  e.g. mercredi

è with a grave accent  e.g. règle

é with an acute accent  e.g. café

5. Single vowels and consonants which have a different sound to English

i/y



u



g before e



r/rr



s/x



before a vowel

j

Key Information

These are the recommended lengths for each part of the speaking test:

	Foundation tier	Higher tier
Part 1: Role-play	Between 1 and 1.5 minutes	Between 1 and 1.5 minutes
Part 2: Reading aloud task	Between 2 and 2.5 minutes	Between 3 and 3.5 minutes
Part 3: Photo card task	Between 4 and 5 minutes in total (approximately one minute for description of the photos and between 3 and 4 minutes for the unprepared conversation)	Between 6 and 7 minutes in total (approximately one and a half minutes for description of the photos and between 4.5 and 5.5 minutes for the unprepared conversation)
Total	7 to 9 minutes	10 to 12 minutes

Prep Time: 15 minutes (*You can use your notes made during the prep time*)


1. **Role-play:** When you see this- ? – you will have to ask a question.
2. **Reading aloud task:** After reading aloud the assigned text, you will then be asked 4 questions in French that relate to the assigned topic. In order to score the highest marks, you must try to **answer all 4 questions as fully as you can**.
3. **Photo card task:** Your teacher will ask you to talk about the content of the two assigned photos. **You must say at least one thing about each photo**. After you have spoken about the content of the photos, your teacher will then ask you questions related to **any** of the topics within the assigned theme.

Script for Recording

Teacher Introduction:

- Specification: AQA GCSE French Paper 2 Speaking Examination
 - Centre number 24035
 - Candidate number
 - Candidate name
 - Role-play #, Reading aloud task #, photo card #
 - Tier
 - Date
-
- Teacher: Premièrement, le jeu de rôle, 'Read introductory text'...
 - Teacher: Maintenant, 'lis-moi le texte'... (**ask the 4 questions without any changes**)
 - Teacher: Maintenant, 'parle-moi des photos'... **Part 1: Photo description only-F:1 min / H:1 1/2 mins), Part 2: Unprepared conversation within the assigned theme (this can include **any or all** of the prescribed **topics**)**
 - Teacher: C'est fini, merci.

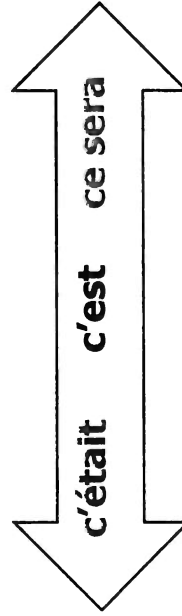
END OF RECORDING

<p>Top 5 Opinion Phrases</p> <p>j'aime – I like je n'aime pas – I don't like j'adore – I love je déteste – I hate je préfère – I prefer</p>	<p>Top 5 connectives</p> <p>et - and mais - but cependant - however donc - therefore alors - so</p>	<p>Top 10 adjectives</p> <p>😊 bon - good intéressant - interesting passionnant - exciting génial - great amusant - fun cher - expensive facile - easy utile - useful délicieux - delicious chic - smart/fashionable confortable - comfortable content - happy calme - calm propre - clean</p> <p>☹️ mauvais - bad ennuyeux - boring barbant - dull nul - rubbish affreux - awful bon marché - cheap difficile - difficult inutile - useless dégoûtant - disgusting moche - ugly inconfortable - uncomfortable triste - sad occupé - busy sale - dirty</p>	<p>Top 5 Quantifiers</p> <p>un peu – a bit assez - quite très - very vraiment - really extrêmement - extremely</p>
<p>Top 10 Frequency Phrases</p> <p>toujours - always tout le temps – all the time tous les jours - everyday chaque matin / soir- each morning/evening souvent - often quelquefois - sometimes parfois - occasionally de temps en temps – now and then rarement - rarely jamais - never</p>	<p>Expressing Quantities</p> <p>trop de – too much beaucoup de - lots of plein de – full of plus de – many / more of plusieurs - several moins de – less of</p>	<p>Expressing Desire</p> <p>je voudrais – I would like j'aimerais – I would like</p>  <p>Question Words</p> <p>qui - who quand - when où - where que/quoi - what qu'est-ce que - what pourquoi - why quel/quels/quelle/quelles - which/what comment - how combien - how much/many est-ce que – I am a question...</p>	<p>Top 5 Opinion Sentence Starters</p> <p>selon moi – according to me à mon avis – in my opinion je pense que – I think that je crois que – I believe that je trouve que – I find that</p>
<p>Top 5 Sequencing Words</p> <p>d'abord - firstly après ça – after that ensuite - then puis - then finalement - finally</p>	<p>Because x 5</p> <p>parce que car puisque étant donné que vu que</p>	<p>Subordinate Clauses</p> <p>qui s'appelle – who is called qui s'appellent – who are called ce que j'aime le plus, c'est...- what I like the most is... ce que j'aime le moins, c'est – what I like the least is</p>	<p>Modal Verbs</p> <p>on doit – you must on peut – you can il faut – you must In order to... pour + infinitive</p>


Tenses

	INFINITIVE	PAST (Perfect Tense)	PRESENT	FUTURE (Simple Future)
1.	acheter – to buy	j'ai acheté	j'achète	je vais acheter
2.	aller – to go	je suis allé(e)	je vais	je vais aller
3.	avoir – to have	j'ai eu OR j'avais	j'ai	je vais avoir
4.	boire – to drink	j'ai bu	je bois	je vais boire
5.	écouter – to listen	j'ai écouté	j'écoute	je vais écouter
6.	être - to be	j'ai été or j'étais	je suis	je vais être
7.	étudier – to study	j'ai étudié	j'étudie	je vais étudier
8.	faire – to do	j'ai fait	je fais	je vais faire
9.	jouer – to play	j'ai joué	je joue	je vais jouer
10.	lire – to read	j'ai lu	je lis	je vais lire
11.	manger – to eat	j'ai mangé	je mange	je vais manger
12.	nager – to swim	j'ai nagé	je nage	je vais nager
13.	parler – to speak	j'ai parlé	je parle	je vais parler
14.	regarder – to watch	j'ai regardé	je regarde	je vais regarder
15.	rester – to stay	je suis resté(e)	je reste	je vais rester
16.	sortir – to go out	je suis sorti(e)	je sors	je vais sortir
17.	travailler -to work	j'ai travaillé	je travaille	je vais travailler
18.	utiliser – to use	j'ai utilisé	j'utilise	je vais utiliser
19.	visiter – to visit	j'ai visité	je visite	je vais visiter
20.	voyager – to travel	j'ai voyagé	je voyage	je vais voyager

it was it's it will be



there was there is/are there will be



Time Phrases		
hier - yesterday avant before la semaine dernière – last week le mois dernier – last month l'année dernière – last year	aujourd'hui - today maintenant - now cette semaine – this week ce mois – this month cette année – this year	demain – tomorrow après - after la semaine prochaine – next week le mois prochain – next month l'année prochaine - next year dans le futur – in the future à l'avenir – in the future
Weather		
il faisait du soleil – it was sunny il neigeait – it was snowing il pleuvait – it was raining il faisait beau – it was good weather il faisait mauvais -it was bad weather	il fait du soleil – it's sunny il neige – it's snowing il pleut – it's raining il fait beau – it's good weather il fait mauvais -it's bad weather	il fera du soleil – it will be sunny il neigera – it will snow il pleuvra – it will rain il fera beau – it will be good weather il fera mauvais -it will be bad weather

ROLE PLAYS

QUESTION WORDS

QUI	WHO
QUAND	WHEN
OÙ	WHERE
QUE/QUOI	WHAT
QU'EST-CE QUE	WHAT
POURQUOI	WHY
QUELS/LES	WHICH (or WHAT)
COMMENT	HOW
COMBIEN DE	HOW MUCH/MANY
EST-CE QUE	(I'M A QUESTION)

KEY DIRECTIONS

donnez	give
saluez	say hello
merciez	thank
répondez	reply
demandez (le prix)	ask (for the price)
posez (une question)	ask a ?
choisissez	choose
écoutez	listen
dites	say
expliquez	explain
réagissez (avec plaisir)react	(positively)
faites (vos excuses)	give (an excuse)
commandez	order
proposez (de payer)	offer (to pay)

KEY QUESTIONS

et avec ça?	anything else?
Vous désirez?	what would you like?
Avez-vous..?	do you have any..?
je peux....?	can I...?
est-ce que je peux..?	can I...?
pouvez-vous..?	can you
savez-vous si..?	do you know if...?
dois-je..?	do I have to..?
ça coûte combien?	How much is it?
Où se trouve...?	where is...?
est-ce qu'il y a ..?	is/are there...?
il faut + INF...?	do I/we have to...?
c'est possible de...?	can I/we...?
.... est compris?	...is included?
À quelle heure est...?	at what time is...?
quelle sorte de...?	what type of...?

KEY STATEMENTS

je voudrais/j'aimerais	I'd like
j'ai oublié	I've forgotten
j'ai perdu	I've lost
je suis perdu	I'm lost
j'en veux ...deux (svp)	I want 2 of them
je cherche....	I'm looking for...
donnez-moi s'il-vous-plaît	pls give me...

un dépliant sur (a leaflet on), de la monnaie (change),
une chambre...(a room), l'horaire des trains (timetables),
le prix de/s... (price of), un billet (a ticket)
aller (go), réserver (book), avoir (have), annuler (cancel),
commander (order), partir à/de (leave at/from)
me donner (give me), me renseigner (tell me),
me rembourser (refund me), m'aider (help me)
je dois réserver (I have to book), je dois changer
un parking (car park), une piscine (pool), un resto
rester (stay), prendre (take), partir (leave/depart), avoir
(have), payer (pay), retourner (return)
changer (change), payer (pay), réserver (book), voir (see)
le petit déjeuner (breakfast), le TVA (vat)

avoir (have), payer,
(pay), commander
(order), boire (drink),
acheter (buy), partir
(leave), savoir (know),
rester (stay), aller (go),
un billet pour (a ticket
for), un coca (a coke),
des renseignements
sur (info on/about)

NICITIES (saluer/remercier)
BONJOUR
MONSIEUR/MADAME
MERCİ (BEAUCCOUP) (a lot)
JE VOÜR REMERCIE thank you
S'IL-VOUS-PLAÎT (svp) please
AU REVOİR
MONSIEUR/MADAME
À BIENTÔT see you soon

une chambre (pour une, deux...personnes) avec douche (shower), avec salle de bains (en suite), vue de (view)
(boisson - drink) un coca, un diabolo, un panaché (shandy), un café, un thé, un vin, de l'eau....
un billet aller-simple (single), aller-retour (return), pour demain (for tomorrow), aujourd'hui (today)

Chatty mat: Describing a photo

Remember PALMS:

People - Action - Location - Mood - Season

To start off...

Sur la photo... In the photo...
 Il y a... There is/ are...
 Je vois... I see...
 On peut voir... You can see...
 C'est... It is...

Be specific!

Au premier plan... In the foreground...
 Au deuxième plan... In the background..
 À gauche... to the left ...
 À droite... to the right...
 Près de... close to...
 Devant... In front of...

Weather

Il fait du soleil it's sunny
 Il neige it's snowing
 Il pleut it's raining
 Il fait beau it's nice weather
 Il fait mauvais It's bad weather

Seasons

C'est le printemps it's spring
 C'est l'été it's summer
 C'est l'automne It's autumn
 C'est l'hiver it's winter

What's there?

Un homme/une femme a man/woman
 Un garçon/une fille a boy/a girl
 Des personnes some people
 Beaucoup de personnes lots of people
 Des bâtiments some buildings
 Des arbres some trees

Describing people

Il/elle a l'air ... he/she looks...
 Ils/elles ont l'air... they look...
 Il/elle est... he/she is...
 Ils/elles sont... they are...
 Content happy
 Triste sad
 Chic smart / fashionable
 Occupé busy
 Propre clean
 Sale dirty
 Fatigué tired
 Fâché angry

What are they doing?

Il/elle est en train de... He/she is busy...
 Ils/elles sont en train de... They are busy...
 aller (going), faire (doing), travailler (working), jouer (playing), manger (eating), parler (talking), marcher (walking), nager (swimming), regarder (watching) rire (laughing), se disputer (arguing), s'amuser (having fun)

Opinion phrases

Je crois que... I think that
 Je pense que... I think that...
 J'imagine que... I imagine that...
 Je dirais que... I would say that

Locations

En dehors - outside
 A l'intérieur - inside
 Au travail - at work
 À la maison - at home
 Au parc - at the park
 À la plage - at the beach
 En vacances - on holiday

Do you like it?

J'aime la photo parce que
 Je n'aime pas la photo c'est...
 amusante (fun) vive (colourful)
 affreux (awful) barbant (dull)
 moche (ugly)



Part 1 – Role-plays

ROLE-PLAY 1 (FOUNDATION TIER)
CANDIDATE'S ROLE

Instructions to candidates

You are talking to your French friend.

Your teacher will play the part of your friend and will speak first.

You should address your friend as *tu*.

When you see this – ? – you will have to ask a question.

In order to score full marks, you must include a verb in your response to each task.

- 1** Describe your town / village. (Give **one** detail.)
- 2** Say when you go to town. (Give **one** detail.)
- 3** Say where you like to go in town. (Give **one** detail.)
- 4** Give **one** opinion of your region.
- ? 5** Ask your friend a question about where they live.

ROLE-PLAY 2 (FOUNDATION TIER)
CANDIDATE'S ROLE

Instructions to candidates

You are talking to your French friend.

Your teacher will play the part of your friend and will speak first.

You should address your friend as *tu*.

When you see this – ? – you will have to ask a question.

In order to score full marks, you must include a verb in your response to each task.

- 1** Say when you go out with friends. (Give **one** detail.)
- 2** Say where you go. (Give **one** place.)
- 3** Give **one** opinion of spending time with friends.
- ? 4** Ask your friend a question about their free time.
- 5** Describe your best friend. (Give **one** detail.)

ROLE-PLAY 3 (FOUNDATION TIER)
CANDIDATE'S ROLE

Instructions to candidates

You are talking to your Canadian friend.

Your teacher will play the part of your friend and will speak first.

You should address your friend as *tu*.

When you see this – ? – you will have to ask a question.

In order to score full marks, you must include a verb in your response to each task.

- 1 Say where you like to go at the weekend. (Give **one** place.)
- 2 Say **one** type of film you like.
- 3 Say **one** sport you do.
- 4 Describe your favourite singer. (Give **one** detail.)
- ? 5 Ask your friend a question about music.

ROLE-PLAY 4 (FOUNDATION TIER)
CANDIDATE'S ROLE

Instructions to candidates

You are talking to your Canadian friend.

Your teacher will play the part of your friend and will speak first.

You should address your friend as *tu*.

When you see this – ? – you will have to ask a question.

In order to score full marks, you must include a verb in your response to each task.

- 1 Say where your school is. (Give **one** detail.)
- ? 2 Ask your friend a question about their favourite subject.
- 3 Say **one** subject you do **not** like.
- 4 Say **one** sport you do at school.
- 5 Say what you eat at lunchtime. (Give **one** detail.)

ROLE-PLAY 5 (FOUNDATION TIER)
CANDIDATE'S ROLE

Instructions to candidates

You are talking to your French friend.

Your teacher will play the part of your friend and will speak first.

You should address your friend as *tu*.

When you see this – ? – you will have to ask a question.

In order to score full marks, you must include a verb in your response to each task.

- 1** Say what you drink to stay healthy. (Give **one** detail.)
- 2** Say **one** activity you do to keep fit.
- 3** Give **one** opinion of school meals.
- ? **4** Ask your friend a question about food.
- 5** Say **one** thing you do to relax.

ROLE-PLAY 6 (FOUNDATION TIER)**CANDIDATE'S ROLE****Instructions to candidates**

You are talking to your Canadian friend.

Your teacher will play the part of your friend and will speak first.

You should address your friend as *tu*.

When you see this – ? – you will have to ask a question.

In order to score full marks, you must include a verb in your response to each task.

- 1 Say when your birthday is. (Give **one** detail.)
- 2 Say **one** thing you do with your friends.
- ? 3 Ask your friend a question about their free time.
- 4 Say what your favourite day of the week is. (Give **one** day.)
- 5 Say what type of food you like. (Give **one** detail.)

ROLE-PLAY 7 (FOUNDATION TIER)
CANDIDATE'S ROLE

Instructions to candidates

You are talking to your Canadian friend.

Your teacher will play the part of your friend and will speak first.

You should address your friend as *tu*.

When you see this – ? – you will have to ask a question.

In order to score full marks, you must include a verb in your response to each task.

- 1** Describe your favourite celebrity. (Give **one** detail.)
- 2** Say what job they do. (Give **one** detail.)
- 3** Say why you like this person. (Give **one** detail.)
- 4** Say **one** type of film you like.
- ? 5** Ask your friend a question about music.

ROLE-PLAY 8 (FOUNDATION TIER)
CANDIDATE'S ROLE

Instructions to candidates

You are talking to your French friend.

Your teacher will play the part of your friend and will speak first.

You should address your friend as *tu*.

When you see this – ? – you will have to ask a question.

In order to score full marks, you must include a verb in your response to each task.

- 1** Describe your school. (Give **one** detail).
- 2** Say **one** subject you like.
- 3** Say why you like it. (Give **one** detail.)
- 4** Say what you do at break (Give **one** detail.)
- ? 5** Ask your friend a question about their school.

ROLE-PLAY 9 (FOUNDATION TIER)**CANDIDATE'S ROLE****Instructions to candidates**

You are talking to your French friend.

Your teacher will play the part of your friend and will speak first.

You should address your friend as *tu*.

When you see this – ? – you will have to ask a question.

In order to score full marks, you must include a verb in your response to each task.

- 1 Say **one** programme you watch on television or online.
- 2 Give **one** opinion about this programme.
- ? 3 Ask your friend a question about television.
- 4 Describe your favourite actor. (Give **one** detail.)
- 5 Say where you go at the weekend. (Give **one** detail.)

Part 2 – Reading aloud

FOUNDATION TIER

CANDIDATE'S CARD

Reading aloud Task 1

When your teacher asks you, read aloud the following text in **French**.

Le collège commence à huit heures.

J'étudie beaucoup de matières et j'aime bien ça.

A la récréation, je parle avec mes amis.

Mon copain est très intelligent.

Plus tard, il veut travailler en France.

You will then be asked four questions in **French** that relate to the topic of **Education and work**.

In order to score the highest marks, you must try to **answer all four questions as fully as you can**.

FOUNDATION TIER**TEACHER'S ROLE****Reading aloud Task 1**

This part of the test is recommended to last between **two and two and a half minutes**. This includes the reading aloud of the text and the four questions below.

After the role play is finished, ask the candidate to read the text, by saying *Lis-moi le texte*.

Allow the candidate to read aloud the text and then ask the following four questions. You must ask the candidate these questions as they are printed here **without any changes**.

- Où est ton collègue ?
- Parle-moi de ta matière préférée.
- Quand est-ce que tu fais tes devoirs ?
- Qu'est-ce que tu penses de ton uniforme ?

FOUNDATION TIER**CANDIDATE'S CARD****Reading aloud Task 2**

When your teacher asks you, read aloud the following text **in French**.

Mon acteur préféré est beau.

Ses films d'action sont très célèbres.

J'adore aussi regarder ses vidéos amusantes sur Internet.

Il habite au Canada, dans une grande maison.

Sa copine est une chanteuse française.

You will then be asked four questions **in French** that relate to the topic of **Celebrity culture**.

In order to score the highest marks, you must try to **answer all four questions as fully as you can**.

FOUNDATION TIER**TEACHER'S ROLE****Reading aloud Task 2**

This part of the test is recommended to last between **two and two and a half minutes**. This includes the reading aloud of the text and the four questions below.

After the role play is finished, ask the candidate to read the text, by saying *Lis-moi le texte*.

Allow the candidate to read aloud the text and then ask the following four questions. You must ask the candidate these questions as they are printed here **without any changes**.

- Qu'est-ce que tu penses des films d'action ?
- Quelle est ton opinion de regarder des films en ligne ?
- Quelle sorte de musique aimes-tu ?
- Parle-moi de ton chanteur ou ta chanteuse préféré(e).

FOUNDATION TIER**CANDIDATE'S CARD****Reading aloud Task 3**

When your teacher asks you, read aloud the following text **in French**.

La technologie est très utile.

Il y a beaucoup d'applications.

Moi, j'écoute de la musique sur mon téléphone portable.

Je fais aussi mes devoirs sur mon ordinateur.

Mon copain aime faire les courses en ligne.

You will then be asked four questions **in French** that relate to the topic of **Media and technology**.

In order to score the highest marks, you must try to **answer all four questions as fully as you can**.

FOUNDATION TIER**TEACHER'S ROLE****Reading aloud Task 3**

This part of the test is recommended to last between **two and two and a half minutes**. This includes the reading aloud of the text and the four questions below.

After the role play is finished, ask the candidate to read the text, by saying *Lis-moi le texte*.

Allow the candidate to read aloud the text and then ask the following four questions. You must ask the candidate these questions as they are printed here **without any changes**.

- Qu'est-ce que tu aimes faire sur Internet ?
- Quelle est ton opinion de partager des photos en ligne ?
- Qu'est-ce que tu penses du shopping en ligne ?
- Quand est-ce que tu utilises la technologie au collège ?

FOUNDATION TIER**CANDIDATE'S CARD****Reading aloud Task 4**

When your teacher asks you, read aloud the following text in **French**.

Mon amie habite près de chez moi.

Elle a presque quinze ans.

Je pense qu'elle est très belle.

Sa famille a un petit chien blanc.

On aime faire des promenades ensemble au parc ou dans la forêt.

You will then be asked four questions in **French** that relate to the topic of **Identity and relationships with others**.

In order to score the highest marks, you must try to **answer all four questions as fully as you can**.

FOUNDATION TIER**TEACHER'S ROLE****Reading aloud Task 4**

This part of the test is recommended to last between **two and two and a half minutes**. This includes the reading aloud of the text and the four questions below.

After the role play is finished, ask the candidate to read the text, by saying *Lis-moi le texte*.

Allow the candidate to read aloud the text and then ask the following four questions. You must ask the candidate these questions as they are printed here **without any changes**.

- Où habites-tu ?
- Décris ta personnalité.
- Quelle est ton opinion des animaux ?
- Quand est-ce que tu aimes sortir avec tes amis ?

FOUNDATION TIER**CANDIDATE'S CARD****Reading aloud Task 5**

When your teacher asks you, read aloud the following text **in French**.

Mon ami fait un effort pour être en bonne santé.

Faire de l'exercice est important.

Son sport préféré est la natation.

Il mange toujours de la nourriture saine.

Au supermarché, il achète souvent des légumes.

You will then be asked four questions **in French** that relate to the topic of **Healthy living and lifestyle**.

In order to score the highest marks, you must try to **answer all four questions as fully as you can**.

FOUNDATION TIER**TEACHER'S ROLE****Reading aloud Task 5**

This part of the test is recommended to last between **two and two and a half minutes**. This includes the reading aloud of the text and the four questions below.

After the role play is finished, ask the candidate to read the text, by saying *Lis-moi le texte*.

Allow the candidate to read aloud the text and then ask the following four questions. You must ask the candidate these questions as they are printed here **without any changes**.

- Quand est-ce que tu fais du sport ?
- Parle-moi de ton repas préféré.
- Qu'est-ce que tu n'aimes pas manger ?
- Quelle est ton opinion de fumer ?

FOUNDATION TIER**CANDIDATE'S CARD****Reading aloud Task 6**

When your teacher asks you, read aloud the following text **in French**.

Je vais souvent en ville avec mes copains.

Il y a un cinéma au centre.

J'aime beaucoup faire les magasins.

Pour moi, le shopping est génial.

J'achète surtout des livres et des vêtements de sport.

You will then be asked four questions **in French** that relate to the topic of **Free time activities**.

In order to score the highest marks, you must try to **answer all four questions as fully as you can**.

FOUNDATION TIER**TEACHER'S ROLE****Reading aloud Task 6**

This part of the test is recommended to last between **two and two and a half minutes**. This includes the reading aloud of the text and the four questions below.

After the role play is finished, ask the candidate to read the text, by saying *Lis-moi le texte*.

Allow the candidate to read aloud the text and then ask the following four questions. You must ask the candidate these questions as they are printed here **without any changes**.

- Quelle sorte de film est-ce que tu préfères ?
- A la maison, qu'est-ce que tu fais dans ton temps libre ?
- Qu'est-ce que tu aimes comme musique ?
- Qu'est-ce que tu penses du sport ?

FOUNDATION TIER**CANDIDATE'S CARD****Reading aloud Task 7**

When your teacher asks you, read aloud the following text in **French**.

Ma fête préférée, c'est mon anniversaire.

Je célèbre ça à la maison.

J'aime aussi aller danser avec mes amis.

Mon copain, il adore Noël.

Il mange un grand repas traditionnel avec sa famille.

You will then be asked four questions in **French** that relate to the topic of **Customs, festivals and celebrations**.

In order to score the highest marks, you must try to **answer all four questions as fully as you can**.

FOUNDATION TIER**TEACHER'S ROLE****Reading aloud Task 7**

This part of the test is recommended to last between **two and two and a half minutes**. This includes the reading aloud of the text and the four questions below.

After the role play is finished, ask the candidate to read the text, by saying *Lis-moi le texte*.

Allow the candidate to read aloud the text and then ask the following four questions. You must ask the candidate these questions as they are printed here **without any changes**.

- Quelle est la date de ton anniversaire ?
- Le jour de ton anniversaire, qu'est-ce que tu aimes manger ?
- Décris un bon cadeau d'anniversaire.
- A une fête, quelle sorte de musique est-ce que tu préfères ?

FOUNDATION TIER**CANDIDATE'S CARD****Reading aloud Task 8**

When your teacher asks you, read aloud the following text **in French**.

J'adore mon collège et les profs aussi.

Ma prof de mathématiques est super.

Je porte un uniforme vert.

La récréation est à onze heures.

J'aime l'histoire et je veux travailler dans un musée.

You will then be asked four questions **in French** that relate to the topic of **Education and work**.

In order to score the highest marks, you must try to **answer all four questions as fully as you can**.

FOUNDATION TIER**TEACHER'S ROLE****Reading aloud Task 8**

This part of the test is recommended to last between **two and two and a half minutes**. This includes the reading aloud of the text and the four questions below.

After the role play is finished, ask the candidate to read the text, by saying *Lis-moi le texte*.

Allow the candidate to read aloud the text and then ask the following four questions. You must ask the candidate these questions as they are printed here **without any changes**.

- Où est ton collège ?
- Qu'est-ce que tu penses de ton uniforme ?
- Qu'est-ce que tu fais pendant la récréation ?
- Qu'est-ce que tu n'aimes pas comme matières scolaires ?

FOUNDATION TIER**CANDIDATE'S CARD****Reading aloud Task 9**

When your teacher asks you, read aloud the following text **in French**.

Ma ville est très belle et historique.

Elle se trouve dans le sud de la France.

On peut visiter le château.

Moi, j'adore aller au jardin public.

Ici, il n'y a pas beaucoup de pollution.

You will then be asked four questions **in French** that relate to the topic of **The environment and where people live**.

In order to score the highest marks, you must try to **answer all four questions as fully as you can**.

FOUNDATION TIER**TEACHER'S ROLE****Reading aloud Task 9**

This part of the test is recommended to last between **two and two and a half minutes**. This includes the reading aloud of the text and the four questions below.

After the role play is finished, ask the candidate to read the text, by saying *Lis-moi le texte*.

Allow the candidate to read aloud the text and then ask the following four questions. You must ask the candidate these questions as they are printed here **without any changes**.

- Où habites-tu ?
- Parle-moi des magasins dans ta région.
- Qu'est-ce que tu n'aimes pas dans ta région ?
- Qu'est-ce que tu fais pour aider l'environnement ?

Part 3 – Photo cards

FOUNDATION TIER

Card A Candidate's Photo card

- During your preparation time, look at the two photos. You may make as many notes as you wish on an Additional Answer Sheet and use these notes during the test.
- Your teacher will ask you to talk about the content of these photos. The recommended time is approximately **one minute**. **You must say at least one thing about each photo.**
- After you have spoken about the content of the photos, your teacher will then ask you questions related to **any** of the topics within the theme of **People and lifestyle**.

Photo 1




Photo 2



FOUNDATION TIER**Card B Candidate's Photo card**

- During your preparation time, look at the two photos. You may make as many notes as you wish on an Additional Answer Sheet and use these notes during the test.
- Your teacher will ask you to talk about the content of these photos. The recommended time is approximately **one minute**. **You must say at least one thing about each photo.**
- After you have spoken about the content of the photos, your teacher will then ask you questions related to **any** of the topics within the theme of **Communication and the world around us**.

Photo 1



Photo 2



FOUNDATION TIER**Card C Candidate's Photo card**

- During your preparation time, look at the two photos. You may make as many notes as you wish on an Additional Answer Sheet and use these notes during the test.
- Your teacher will ask you to talk about the content of these photos. The recommended time is approximately **one minute**. **You must say at least one thing about each photo.**
- After you have spoken about the content of the photos, your teacher will then ask you questions related to **any** of the topics within the theme of **Popular culture**.

Photo 1



Photo 2



FOUNDATION TIER**Card D Candidate's Photo card**

- During your preparation time, look at the two photos. You may make as many notes as you wish on an Additional Answer Sheet and use these notes during the test.
- Your teacher will ask you to talk about the content of these photos. The recommended time is approximately **one minute**. **You must say at least one thing about each photo.**
- After you have spoken about the content of the photos, your teacher will then ask you questions related to **any** of the topics within the theme of **People and lifestyle**.

Photo 1



Photo 2



FOUNDATION TIER**Card E Candidate's Photo card**

- During your preparation time, look at the two photos. You may make as many notes as you wish on an Additional Answer Sheet and use these notes during the test.
- Your teacher will ask you to talk about the content of these photos. The recommended time is approximately **one minute**. **You must say at least one thing about each photo.**
- After you have spoken about the content of the photos, your teacher will then ask you questions related to **any** of the topics within the theme of **People and lifestyle**.

Photo 1




Photo 2



FOUNDATION TIER**Card F Candidate's Photo card**

- During your preparation time, look at the two photos. You may make as many notes as you wish on an Additional Answer Sheet and use these notes during the test.
- Your teacher will ask you to talk about the content of these photos. The recommended time is approximately **one minute**. **You must say at least one thing about each photo.**
- After you have spoken about the content of the photos, your teacher will then ask you questions related to **any** of the topics within the theme of **Popular culture**.

Photo 1



Photo 2



FOUNDATION TIER**Card G Candidate's Photo card**

- During your preparation time, look at the two photos. You may make as many notes as you wish on an Additional Answer Sheet and use these notes during the test.
- Your teacher will ask you to talk about the content of these photos. The recommended time is approximately **one minute**. **You must say at least one thing about each photo.**
- After you have spoken about the content of the photos, your teacher will then ask you questions related to **any** of the topics within the theme of **Popular culture**.

Photo 1



Photo 2



FOUNDATION TIER**Card H Candidate's Photo card**

- During your preparation time, look at the two photos. You may make as many notes as you wish on an Additional Answer Sheet and use these notes during the test.
- Your teacher will ask you to talk about the content of these photos. The recommended time is approximately **one minute**. **You must say at least one thing about each photo.**
- After you have spoken about the content of the photos, your teacher will then ask you questions related to **any** of the topics within the theme of **Communication and the world around us**.

Photo 1



Photo 2



FOUNDATION TIER**Card I Candidate's Photo card**

- During your preparation time, look at the two photos. You may make as many notes as you wish on an Additional Answer Sheet and use these notes during the test.
- Your teacher will ask you to talk about the content of these photos. The recommended time is approximately **one minute**. **You must say at least one thing about each photo.**
- After you have spoken about the content of the photos, your teacher will then ask you questions related to **any** of the topics within the theme of **Communication and the world around us**.

Photo 1




Photo 2



Theme 1: People and lifestyle

- Topic 1: Identity and relationships with others
- Topic 2: Healthy living and lifestyle
- Topic 3: Education and work

	Questions	Answers
1.		
2.		
3.		
4.		
5.		
6.		
7.		
8.		
9.		

Theme 2: Popular culture

- Topic 1: Free-time activities
- Topic 2: Customs, festivals and celebrations
- Topic 3: Celebrity culture

	Questions	Answers
1)		
2)		
3)		
4)		
5)		
6)		
7)		
8)		
9)		

Theme 3: Communication and the world around us

- Topic 1: Travel and tourism, including places of interest
- Topic 2: Media and technology
- Topic 3: The environment and where people live

	Questions	Answers
1)		
2)		
3)		
4)		
5)		
6)		
7)		
8)		
9)		

